



4886 East Jensen Avenue
Fresno, California 93725

Tel: 559.237.5567
Fax: 559.237.5560

www.krcd.org
@kingsrivercd

December 01, 2020

D. Paul Stanfield, President
Gregory H. Beberian, Vice President
David Cehrs, PhD
Ceil W. Howe, Jr.
Mark C. McKean
Chris Kapheim
Masaru Yoshimoto

BOARD OF DIRECTORS
of the
KINGS RIVER CONSERVATION DISTRICT

Gentlemen and Members of the Public:

The Regular Monthly Meeting of the Board of Directors of the Kings River Conservation District is to be held on **Tuesday, December 8, 2020, via ZOOM Web/Teleconference. The web link and call-in information are on the Agenda.**

The Regular Monthly Meeting will begin at 1:30 p.m.

As a result of the COVID-19 emergency and the Governor's Executive Orders N-29-20 and N-33-20, this meeting will occur via remote presence by video and teleconference. There will not be a physical public access location. The District is conducting the meeting in this manner to protect public health by avoiding public gatherings and requiring social distancing. At the same time, the District remains committed to transparency. Members of the public will be able to listen to and watch the meeting, and comment if desired

The patience and cooperation of all participants is appreciated. While every effort has been made to streamline the experience and conduct meetings in the manner to which our stakeholders have grown accustomed, there may be technical issues and human error. We will attempt to promptly correct any issues that arise.

Individuals who require special accommodations are requested to contact the Assistant Secretary of the Board by phone at: (559) 237-5567 or by email at: cmclaughlin@krcd.org.

Sincerely,

A handwritten signature in blue ink that reads "Paul G. Peschel".

Paul G. Peschel,
Board Secretary

PP/cm

File: 200.01

BOARD OF DIRECTORS

Division I, CHRIS M. KAPHEIM, Dinuba · Division II, MASARU YOSHIMOTO, Fowler · Division III, GREGORY BEBERIAN, Fresno · Division IV, MARK McKEAN, Riverdale · Division V, D. PAUL STANFIELD, Hanford
Division VI, CEIL W. HOWE, JR., Stratford · Division VII, DR. DAVID CEHRS, Sanger

OFFICERS

D. PAUL STANFIELD, President · GREGORY BEBERIAN, Vice President · PAUL PESCHEL, General Manager · Secretary · BRIAN TREVARROW, Auditor

This Page Intentionally Blank

Agenda

KINGS RIVER CONSERVATION DISTRICT Board of Directors Meeting

Date: December 8, 2020 – Tuesday

Time: 1:30 P.M.

Location: Web or Teleconference via **ZOOM**

ZOOM Link: <https://us02web.zoom.us/j/89945267263?pwd=ZVFFbFE4TXRlb2sydJZMm5PRzJzUT09>

ZOOM Call-In: +1 669 900 6833 ; Meeting ID: 899 4526 7263 ; Password: 410625

ZOOM One-Tap Mobile: +16699006833,,89945267263#,,,,,0#,,410625#

1. Additions to or Deletions from the Agenda
2. Public Presentations or Comments
Presentations or comments by the public on matters on the agenda and within the jurisdiction of the Board, limited to a timeframe set by the Board President.
3. Approval of Minutes of the November 10, 2020 Regular Board Meeting

REPORTS

4. Water Conditions (KRWA Staff)
The Kings River Watermaster or Staff will give a report on the water storage on the Kings River system, inflow and outflow at Pine Flat Reservoir, and the available flood control space on the system.
5. Weather Modification (Contractor Staff)
The representative/s from North American Weather Consultants will give a presentation and a report on the Kings River Precipitation Program.
6. Audit Report
The Board will receive an Audit Report for the Fiscal-Year ending June 30, 2020 from representatives of Price, Paige & Co.
7. Directors' Reports
Each member of the Board will have the opportunity to report on meetings and conferences attended during the prior month either of interest to the District or on behalf of the District. No action will be taken.
8. Staff Reports
The Board will receive reports on the prior month's activities from members of the District management staff:
 - a. Paul Peschel, General Manager
 - b. Cristel Tufenkjian, Director of External Affairs
 - c. Charlotte Gallock, Director of Water Resources
 - d. David Merritt, Deputy General Manager
 - e. Brian Trevarrow, Chief Financial Officer

ACTION ITEMS

9. Financial Report

a. Budget Expenditures (Brian Trevarrow)

The Auditor will present expenditure to budget comparison reports for the period ending November 30, 2020. In addition, the monthly investment report for November 2020 will be presented.

b. Review of Monthly Disbursements (Greg Beberian)

A member of the Board will report on his review of all bills paid subsequent to the last Board meeting, the current accounts payable, and will make a recommendation at the meeting.

10. Ratification of Agreement with Kings River East Groundwater Sustainability Agency (Cristel Tufenkjian)

The Board will be asked to ratify the agreement for consulting services made with Kings River East Groundwater Sustainability Agency.

11. Appointment of Board President and Vice President (D. Paul Stanfield)

The Board will be asked to take two (2) separate actions to appoint a President and Vice President, each to serve a two (2) year term.

12. Appointment of General Manager and Other Officers (D. Paul Stanfield)

The Board will be asked to take one (1) action to reaffirm the appointments of the District's General Manager (Paul G. Peschel), as well as the Secretary (Paul G. Peschel), Assistant Secretary (Corey A. McLaughlin), and the Auditor (Brian Trevarrow).

13. CLOSED SESSION 2:30 p.m.

Government Code Section 54956.9(d)(2) To confer with its Legal Counsel regarding exposure to one matter of potential litigation.

14. RECONVENE FROM CLOSED SESSION/REPORT CLOSED SESSION ACTIONS

Any action taken in Closed Session will be reported appropriately.

15. Next Meeting Date and Agenda Items (Paul Peschel)

The date of the next meeting will be announced, and Directors may request that items be added to the next meeting's agenda.

ADJOURNMENT

Note: The public will be given the opportunity to address the Board on any item on the agenda before the Board's consideration of that item. The President may limit the total amount of time allocated for public testimony on particular issues for each individual speaker.

A person with a qualifying disability under the Americans with Disabilities Act of 1990 may request the District provide a disability related modification or accommodation in order to participate in any public meeting of the District. Such assistance includes appropriate alternative formats for the Agendas and Agenda packets used for any public meetings of the District. Requests for such assistance and for Agendas and Agenda packets shall be made in person, by telephone, facsimile, or written correspondence to the Secretary to the Board of Directors of Kings River Conservation District at the District offices: 4886 E Jensen, Fresno, CA, 93725, at least 48 hours before a public District meeting.

Materials related to any item on this Agenda submitted to the District at the time of or after distribution of the agenda packet are available for public inspection in the District's Office at 4886 E. Jensen Avenue, Fresno, CA during normal business hours or by calling (559) 237-5567.

Minutes

KINGS RIVER CONSERVATION DISTRICT
Board of Directors Meeting

Date: November 10, 2020 – Tuesday
Time: 1:30 p.m.
Location: 4886 E. Jensen Avenue, Fresno

President Stanfield called the meeting to order at 1:31 p.m.

DIRECTORS PRESENT

Paul Stanfield, President (via Zoom)
Gregory Beberian, Vice President (via Zoom)
Ceil W. Howe Jr. (via Zoom)
Chris Kapheim (via Zoom)
Mark C. McKean
Mike Yoshimoto (1:32 p.m.)

DIRECTORS ABSENT

David Cehrs, Ph.D.

OTHERS PRESENT

KRCD Staff
Paul Peschel
David Merritt
Brian Trevarrow
Charlotte Gallock (via Zoom)
Cristel Tufenkjian (via Zoom)
Stacy Wright (via Zoom)
Corey McLaughlin
Ashley Goldsmith (via Zoom)

Consultants & Others
Steve Haugen (KRWA, via Zoom)
Todd Flanagan (NAWC, via Zoom)
Kyle Cammans (NAWC, via Zoom)

ROUTINE OPENING BUSINESS

1. Additions to or Deletions from the Agenda
Items 11 and 12 – Closed Session and Reconvene to Open Session/Report Closed Session Actions – were both deleted.
2. Public Presentations or Comments
None.
3. Approval of Minutes of the October 13, 2020 Regular Board Meeting
It was moved by Director Kapheim, seconded by Director Howe, and unanimously carried, that the minutes of the October 13, 2020 Regular Board Meeting be approved as corrected to reflect the Month in Item 7a. as September, not August.

Roll Call Vote:

Director Stanfield: Aye
Director Beberian: Aye
Director Howe: Aye
Director Kapheim: Aye
Director McKean: Aye

Director Yoshimoto: Aye

REPORTS

4. Water Conditions

The Kings River Water Association Water Master, Steve Haugen, reported on water storage on the Kings River System, inflow and outflow at Pine Flat Reservoir, and the available flood control space on the system.

5. Weather Modification

Todd Flanagan, from North American Weather Consultants, presented a report to the Board on planned weather modification activities and the expected forecast.

6. Directors' Reports

None.

7. Staff Reports

The Board received reports on the prior month's activities from members of the District management staff:

- a. Paul Peschel, General Manager, reported the following:
 - i. Local, State, and Federal legislative, budgetary, and regulatory activities of note. .
 - ii. Upcoming events and meetings of note.
 - iii. Addressed questions from Board Members on several items.
- b. Cristel Tufenkjian, Director of External Affairs, reported the following:
 - i. Completed and Upcoming outreach events for the District and supported agencies.
 - ii. Participation in development of Management Zone early action plan outreach.
 - iii. Introduced new KRCD External Affairs Coordinator, Ashley Goldsmith.
- c. Charlotte Gallock, Director of Water Resources, reported the following:
 - i. SGMA activities in both the Kings and Tulare Lake Subbasins.
 - ii. Status of grant applications.
 - iii. Developments with CV-SALTS and the Management Zones.
 - iv. Various Kings River Water Quality Coalition membership activities, including drinking water fill stations, and submittal processes.
 - v. Environmental and Fishery Management activities.
- d. David Merritt, Deputy General Manager, reported the following:
 - i. Summary of performance and maintenance activities at Pine Flat power plant and the FERC License Amendment progress.
 - ii. Flood Project maintenance activities; new equipment arrival; a recent grant award; Riverdale building structural maintenance; McMullin Project Flood Water Agreement status; and capital project updates.
 - iii. Department of Fish and Wildlife results of their angler survey.
- e. Brian Trevarrow, CFO, reported that KRCD has received the draft Actuarial Evaluation report.

ACTION ITEMS

8. Financial Report

a. Budget Expenditures (Brian Trevarrow)

The Auditor presented expenditure to budget comparison reports for the period ending October 31, 2020. In addition, the monthly investment report for October 2020 was presented.

b. Review of Monthly Disbursements (Paul Stanfield)

It was moved by Director Stanfield, seconded by Director Yoshimoto, and unanimously carried, that bills in the amount of \$1,561,590.50, as presented in the schedule of Disbursements and Current Accounts Payable, be approved and ordered paid.

Roll Call Vote:

- Director Stanfield: Aye
- Director Beberian: Aye
- Director Howe: Aye
- Director Kapheim: Aye
- Director McKean: Aye
- Director Yoshimoto: Aye

9. Directors Compensation (Masaru Yoshimoto)

No action was taken, and the matter was referred to the Budget Committee for review.

10. Isotope Study (Paul Peschel)

Mr. Peschel advised the Board on plans for review of/changes to the report, and the extent of involvement the KRCD Board can have in the Kings River Water Quality Coalition's potential actions regarding the report.

ADJOURNMENT

There being no further business, President Stanfield adjourned the meeting at 2:45 p.m.

 Paul G. Peschel
 Board Secretary

 Board President

Approved on _____, 2020

This Page Intentionally Blank

KINGS RIVER WATER ASSOCIATION

4888 EAST JENSEN AVE.
 FRESNO, CALIFORNIA

PRELIMINARY WATER CONDITIONS

Storage	<i>Sunday, December 6, 2020</i>		<i>Midnight</i>	
Pine Flat	24 Hr. Storage Change	102	208,167	A.F.
Upstream	24 Hr. Storage Change	-408	95,309	A.F.
Subtotal			303,476	A.F.
Less P.G. & E.			-60,000	A.F.
			<hr/>	
		Net K.R.W.A.	243,476	A.F.

Vacant Space	<i>Sunday, December 6, 2020</i>			
Pine Flat			791,833	A.F.
Upstream			158,691	A.F.
			<hr/>	
		Total	950,524	A.F.

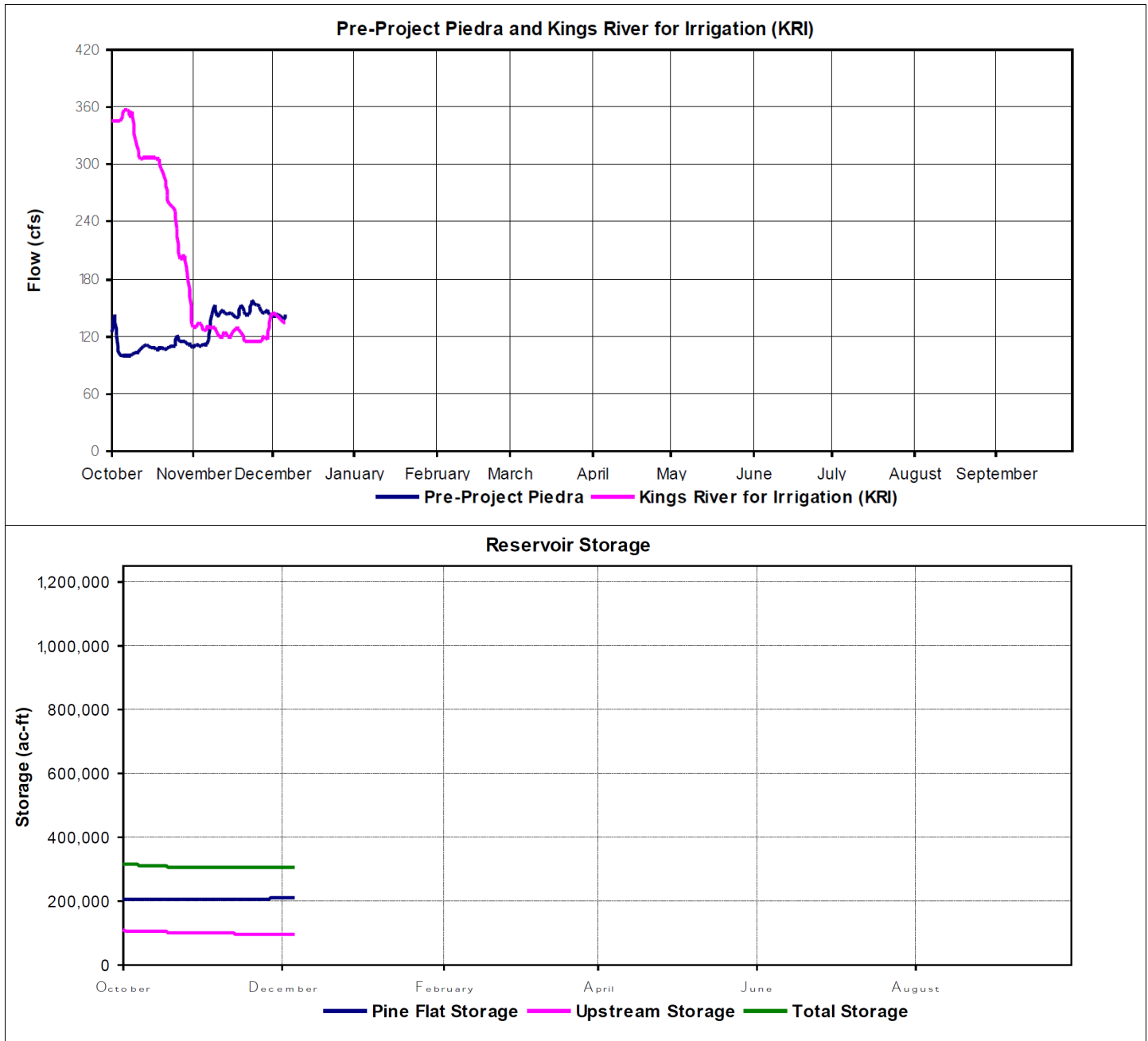
Inflow	<i>Sunday, December 6, 2020</i>		
Calculated Natural Flow at Piedra		142	C.F.S.

Available for Distribution	<i>Monday, December 7, 2020</i>		<i>7:00 AM</i>
Pine Flat Release		139	C.F.S.
Mill & Hughes Creeks		0	C.F.S.
Friant-Kern		0	C.F.S.
		<hr/>	
	Total Available	139	C.F.S.

Precipitation at Pine Flat		
October 1 - December 6, 2020	0.33	Inches
Average for Date	3.43	Inches
Percent of Average	9.6%	

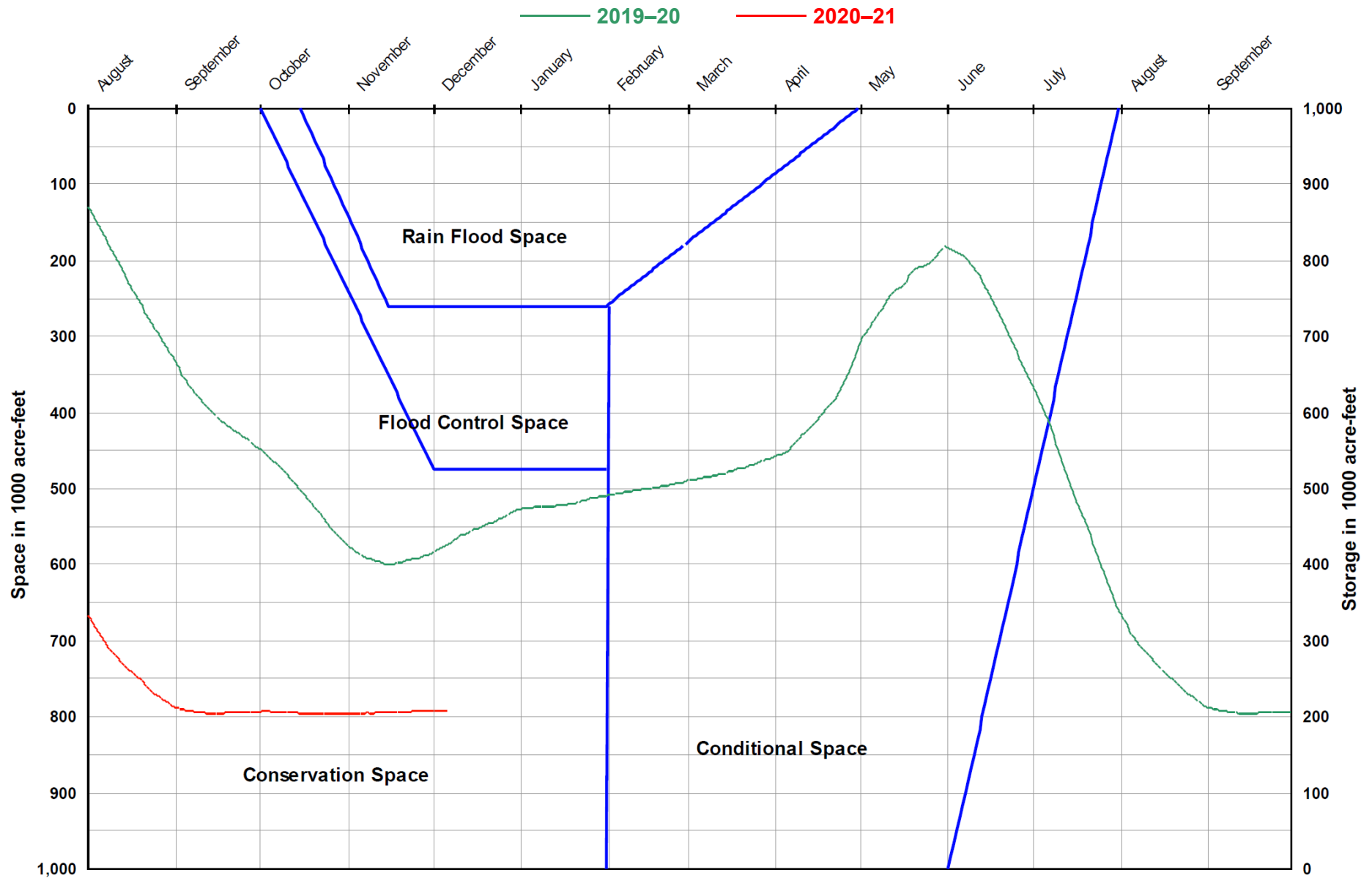
Kings River Water Association 2020–2021 Water Year Hydrologic Data

October 1 to December 6



Pre-Project Piedra			Kings River for Irrigation		
		Date			Date
Water Year:	16,623 af	YTD	Total K.R.I.:	26,872 af	YTD
Maximum:	157 cfs	11/23/2020	Maximum:	357 cfs	10/6/2020
Minimum:	99 cfs	10/5/2020	Minimum:	115 cfs	11/21/2020
April-July Runoff:	0 af	YTD			
% of Average:	0.00%	YTD			
Precipitation at Pine Flat			Storage		
		Date			Date
Water Year:	0.33in	YTD	Pine Flat (Max.):	208,167 af	12/6/2020
Average:	3.55in	YTD	Pine Flat (Min.):	204,279 af	10/25/2020
% of Average:	9.29%	YTD	Upstream (Max.):	107,925 af	10/1/2020
			Upstream (Min.):	95,309 af	12/6/2020

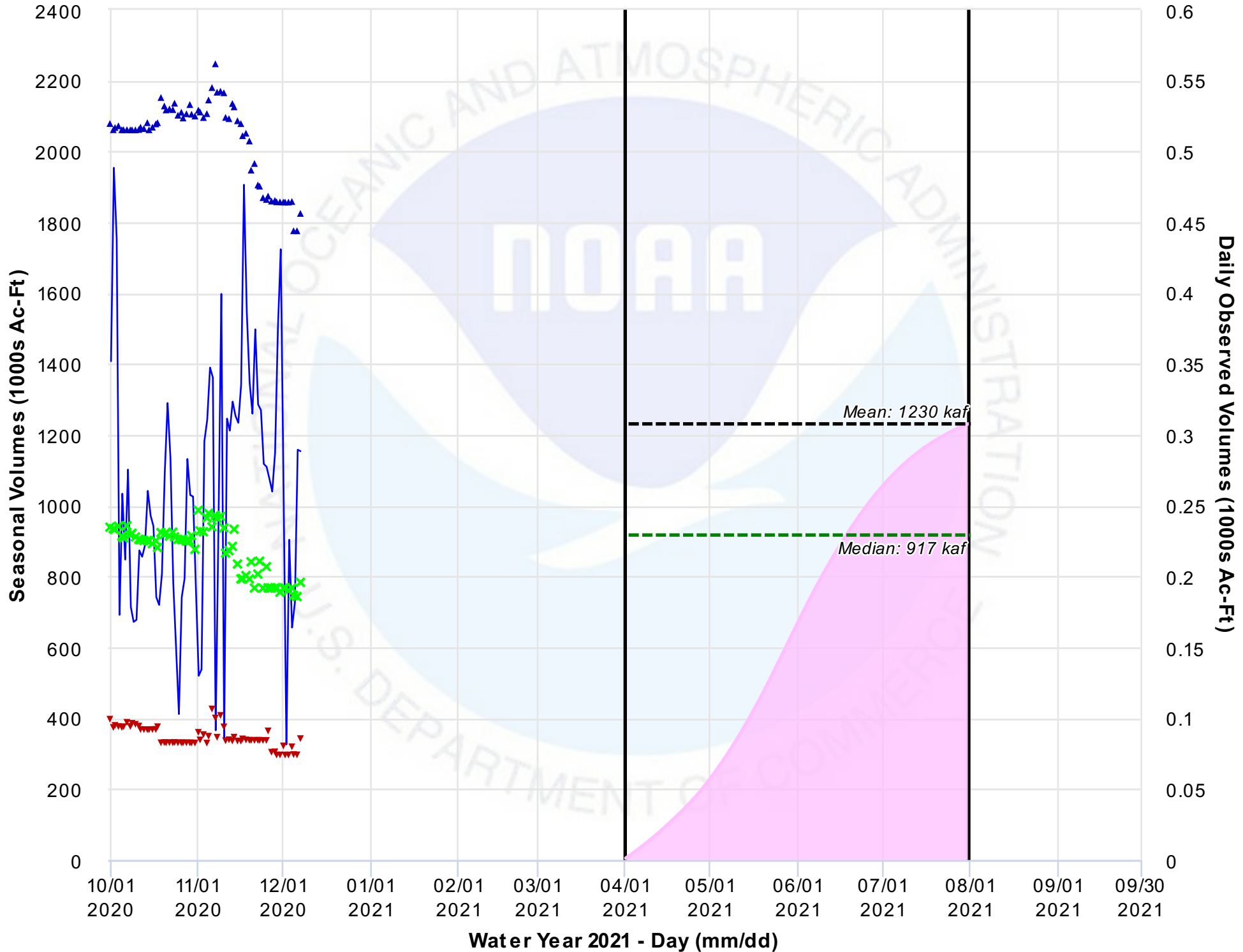
PINE FLAT LAKE Flood Control Diagram



KINGS - PINE FLAT DAM, BLO (PFT C1) 12/07/2020
Most Probable: 784 kaf | 64% of Average | 85% of Median

AGENDA ITEM 4

Created: 12/07/2020 at 09:11 AM PST



Observed Season to Date Percent of Average: N/A% (M kaf) Season to Date Average: kaf
Historical Apr-Jul Vol Max: 3110 kaf in 1969 Historical Apr-Jul Vol Min: 211 kaf in 2015

--- 30-Year Apr-Jul Vol Mean - - - 30-Year Apr-Jul Vol Media ● Season to Date Avg ● NWS Apr-Jul Fcst
 ■ Season to Date Obs — Daily Obs ▲ ESP Apr-Jul Fcst 10% ▲ ESP Apr-Jul Fcst 25%
 × ESP Apr-Jul Fcst 50% ▼ ESP Apr-Jul Fcst 75% ▼ ESP Apr-Jul Fcst 90%

**KINGS RIVER
PRECIPITATION AUGMENTATION PROGRAM
2020/2021 SEASON**

**NOVEMBER 2020
MONTHLY OPERATIONS REPORT
TO THE
KINGS RIVER CONSERVATION DISTRICT**

**By
NORTH AMERICAN WEATHER CONSULTANTS, INC.**

GENERAL REMARKS

The 2020-2021 cloud seeding program officially began on November 15th, however NAWC was asked to consider seeding operations for a storm a week prior to this date. Two storm events affected the area and were treated during the month.

On November 7-8, an upper level trough over the western U.S. brought the first significant round of rain and higher elevation snow to central California, a welcome sight given the fires and poor air quality of the previous couple months. Much cooler air also arrived with the storm system and remained for a few days after the storm departed. Warming ensued prior to the mid-month point ahead of another storm system that would impact the area on the 18th. Additional rain and snow fell across the area mainly north of Tulare County, with the greatest amounts for the Kings Basin over the northern third. As this was a warm system, snow levels were between 7000 and 8000 feet. Beyond this system and for the remainder of the month, an upper level ridge was situated either over or just west of California, with occasional disturbances brushing by bringing brief increases in clouds and winds, but no precipitation. Temperatures for this latter part of November were generally around average.

Looking at the state in terms of monthly precipitation for November, over 75% of the state saw less than 50% of the normal monthly precipitation, with the mountains of San Diego County, portions of the northern Sierra Nevada mountains and parts of northeastern and far northern California seeing between 50 and 90% of the normal monthly precipitation. Highest precipitation totals were, as would be expected, over the far northwest corner of the state where between 7 and 10 inches of precipitation was recorded. Lowest precipitation totals were, as expected, over the southeast deserts where less than a tenth of an inch was recorded.

Across the remainder of the United States, below normal precipitation was recorded for many areas of the country, with the Northern Plains, Desert Southwest, Intermountain West and portions of the southern U.S. seeing much below normal precipitation (i.e., below 25% of normal precipitation). In contrast, above normal to much above normal precipitation was recorded in the northern Rockies, parts of the interior Pacific Northwest, central/southern Florida, portions of the Central Plains, the upper Midwest, and a good chunk of the mid-Atlantic coastal states up into New England.

FRESNO-YOSEMITE INTERNATIONAL – NOVEMBER 2020

Temperature		Precipitation	
Average Temperature	54.9°F	November 2020	0.28"
Normal Temperature	54.3°F	Normal Precipitation	1.07"
Departure from Normal	+0.6°F	Departure from Normal	-0.79"
Maximum Temperature	82°F (1st)	Percent of Normal	26.2%
Minimum Temperature	34°F (29th)		

FRESNO SEASONAL PRECIPITATION INFORMATION

Precipitation 2017-2018 season (7/1/19 – 6/30/20)	7.63"
Current precipitation season (7/1/20 – 11/30/20)	0.28" (-1.61")
Normal season precipitation (7/1 – 11/30)	1.89"
Percent of average	14.8%

WATERSHED PRECIPITATION AMOUNTS AND PERCENT OF NORMAL

Station	Nov. (avg)	% of Normal
Balch Camp	0.97" (3.10")	31.3%
Cedar Grove	0.56" (1.94")	28.9%
Wishon Dam	1.16" (3.16")	36.7%

NOVEMBER 2020 WEATHER AND STORM SUMMARY**November 7 – 8**

A large upper level trough – the first significant storm of the season – pushed into the west coast states on November 7th with a lead shortwave disturbance moving across central and northern California bringing light rain and higher elevation snow to the area. As moisture was limited with this first system, no seeding operations took place.

A second disturbance quickly followed on the 8th, dropping south-southeastward from the Lake Tahoe area. Precipitation arrived in the target area right around sunrise along with much colder temperatures. Early morning upstream 700 mb (approximately 10,000 feet MSL) temperatures at Oakland were around -10°C, and even at 850 mb (~ 5000 feet MSL) they were slightly below freezing. Snow levels were observed around 3000 feet. With the flow mainly westerly early, transitioning to northwesterly as the morning progressed, sites were limited to those that favored this flow regime. Precipitation evolved into convective cells as the morning progressed and daytime heating of the cool unstable airmass took place. Scattered snow showers and even a few thunderstorms continued to move across the target area through the afternoon, eventually ending by late afternoon as the disturbance pushed off to the southeast and daytime heating waned.

During the storm, four ground-based generators were used.

Storm total precipitation included 0.69” at Balch Camp, 0.33” at Cedar Grove and 0.55” at Wishon Dam.

Seedability: Excellent.

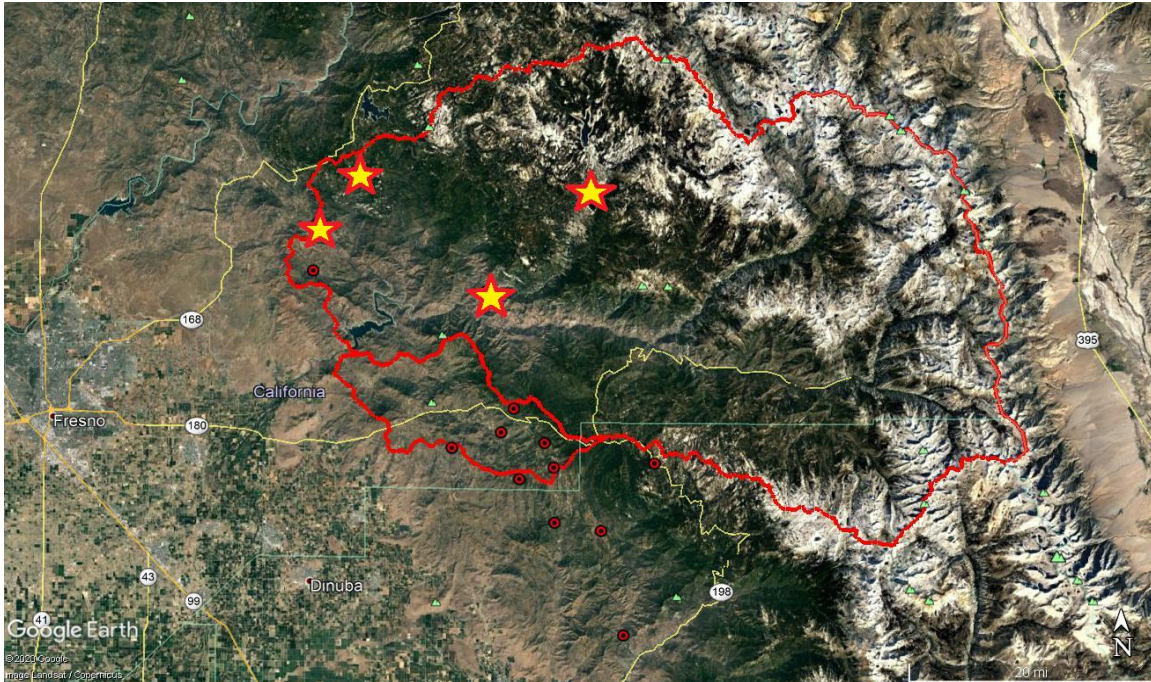


Figure 1. Location of active CNGs on November 8, indicated by stars.

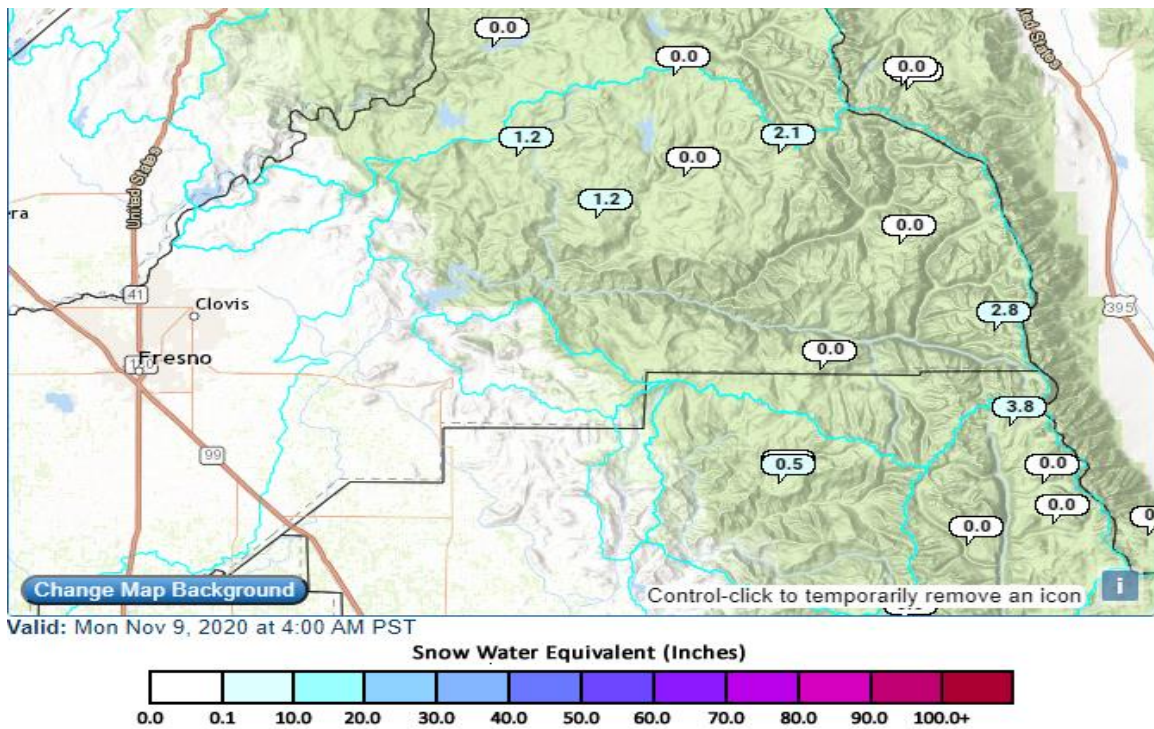


Figure 2. Snow Water Equivalent (SWE) from storm event, valid at 0400 PST on November 9, 2020. Image courtesy of CNRFC website, <http://www.cnrhc.noaa.gov/>.

November 17-18

The southern extent of an upper level trough swinging through northern California was expected to move into central California during the pre-dawn hours of the 18th, accompanied by some light precipitation. By early evening of the 17th, the frontal band was oriented from Monterey Bay to south of Lake Tahoe. A plume of subtropical moisture accompanied the trough, with the main trajectory aimed at northern California. Some of this moisture did get entrained into the frontal band that eventually made its way into the western target area around 0530 PST on the 18th, aided by enhanced orographic lift resulting from a strong mid and upper level jet. 700 mb temperatures were around -5°C and snow levels were generally in the 7000-8000 foot range. Higher elevation sites were activated and seeding occurred through the morning and into the early afternoon hours, by which time precipitation came to an end and sites were subsequently shut off. During the storm, five ground-based generators were used. Storm total precipitation included 0.02" at Balch Camp and 0.31" at Wishon Dam.

Seedability: Good to Very Good.

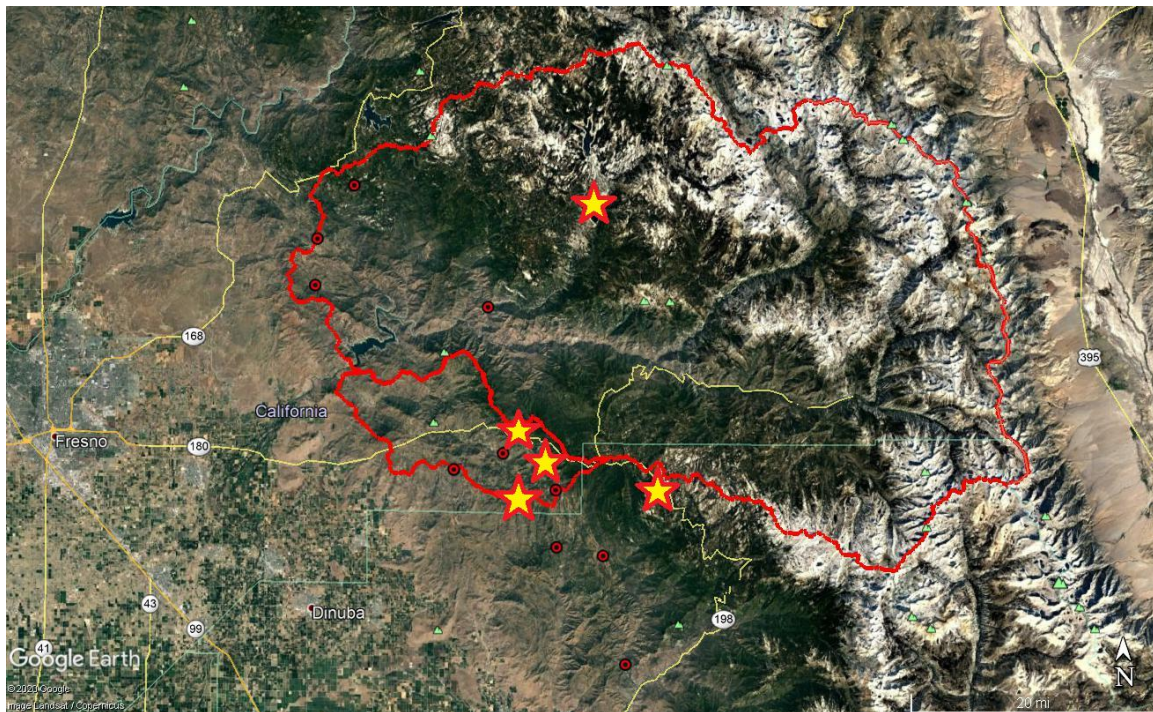


Figure 3. Location of active CNGs on November 18, indicated by stars.

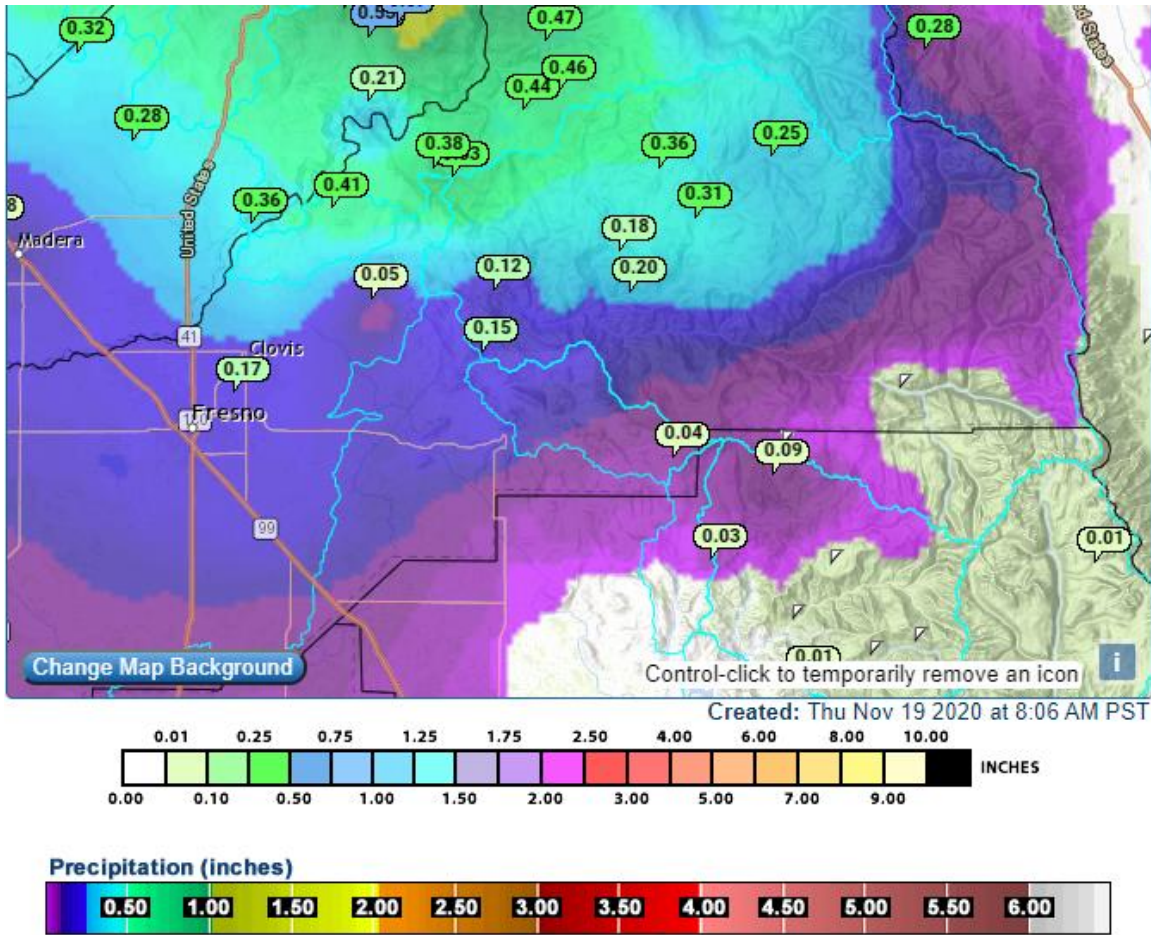


Figure 4. Storm Total Precipitation for November 18.

CLOUD NUCLEI GENERATOR (CNG) SUMMARY

Date	Location	Time on	Time off	Total hrs	Agl (g)
8-Nov	Burrough Valley	8:15am	5:15pm	9.00	108
	Balch Camp	8:45am	5:45pm	9.00	108
	Cressman	8:15am	5:15pm	9.00	108
	Wishon Lake	5:30am	5:30pm	12.00	144

18-Nov	Camp Hye Sierra	7:45am	2:00pm	6.25	75
	Stoney Flat	7:45am	2:00pm	6.25	75
	Apple Place	8:00am	2:00pm	6.00	72
	Montecito	6:00am	2:00pm	8.00	96
	Wishon Lake	5:30am	5:30pm	12.00	144

Total	77.50	930
Season	77.50	930



PRICE PAIGE & COMPANY
Accountancy Corporation

The Place to Be

December 3, 2020

To the Board of Directors of
Kings River Conservation District
Fresno, California

We have audited the financial statements of the governmental activities, the business-type activities, and each major fund of Kings River Conservation District (the District) for the year ended June 30, 2020. Professional standards require that we provide you with information about our responsibilities under generally accepted auditing standards, as well as certain information related to the planned scope and timing of our audit. We have communicated such information in our letter to you dated September 9, 2020. Professional standards also require that we communicate to you the following information related to our audit.

Significant Audit Matters

Qualitative Aspects of Accounting Practices

Management is responsible for the selection and use of appropriate accounting policies. The significant accounting policies used by the District are described in Note 1 to the financial statements. No new accounting policies were adopted and the application of existing policies was not changed during the fiscal year. We noted no transactions entered into by the District during the year for which there is a lack of authoritative guidance or consensus. All significant transactions have been recognized in the financial statements in the proper period.

Accounting estimates are an integral part of the financial statements prepared by management and are based on management's knowledge and experience about past and current events and assumptions about future events. Certain accounting estimates are particularly sensitive because of their significance to the financial statements and because of the possibility that future events affecting them may differ significantly from those expected. The most sensitive estimates affecting the District's financial statements were:

Management's estimate of the Net Other Post-Employment Benefits Liability is based on the determination of the terms of various health care plans offered, together with relevant actuarial assumptions and health care cost trend rates, projected annual rates and discount rates. We evaluated the key factors and assumptions used to develop the Net Other Post-Employment Benefits Liability in determining that it is reasonable in relation to the financial statements taken as a whole.

Management's estimate of Useful Lives of Fixed Assets and Depreciation Expense is based on the economic useful lives of fixed assets based on past history of similar types of assets, future plans as to their use, and other factors that impact their economic value to the Company. We evaluated the key factors and assumptions used by management in computing depreciation expense and believe that it is reasonable in relation to the financial statements taken as a whole.

Certain financial statement disclosures are particularly sensitive because of their significance to financial statement users. The most sensitive disclosure affecting the financial statements was:

Management's estimate of the long-term payable to the Department of Water Resources (DWR). This estimate is based on expected reimbursements from DWR for depreciation expense, debt service costs and other debt-related costs. Management's estimate of deferred revenue is based on the difference between reimbursements received from DWR for operating expenses and the actual expenses incurred. We evaluated the key factors and assumptions used to develop the DWR receivable and deferred revenue in determining that they are reasonable in relation to the financial statements taken as a whole.

570 N. Magnolia Avenue, Suite 100
Clovis, CA 93611

tel 559.299.9540

fax 559.299.2344

The financial statement disclosures are neutral, consistent, and clear.

Difficulties Encountered in Performing the Audit

We encountered no significant difficulties in dealing with management in performing and completing our audit.

Corrected and Uncorrected Misstatements

Professional standards require us to accumulate all known and likely misstatements identified during the audit, other than those that are clearly trivial, and communicate them to the appropriate level of management. Management has corrected all such misstatements. In addition, none of the misstatements detected as a result of audit procedures and corrected by management were material, either individually or in the aggregate, to each opinion unit's financial statements taken as a whole.

Disagreements with Management

For purposes of this letter, a disagreement with management is a financial accounting, reporting, or auditing matter, whether or not resolved to our satisfaction, that could be significant to the financial statements or the auditor's report. We are pleased to report that no such disagreements arose during the course of our audit.

Management Representations

We have requested certain representations from management that are included in the management representation letter dated December 3, 2020.

Management Consultations with Other Independent Accountants

In some cases, management may decide to consult with other accountants about auditing and accounting matters, similar to obtaining a "second opinion" on certain situations. If a consultation involves application of an accounting principle to the District's financial statements or a determination of the type of auditor's opinion that may be expressed on those statements, our professional standards require the consulting accountant to check with us to determine that the consultant has all the relevant facts. To our knowledge, there were no such consultations with other accountants.

Other Audit Findings or Issues

We generally discuss a variety of matters, including the application of accounting principles and auditing standards, with management each year prior to retention as the District's auditors. However, these discussions occurred in the normal course of our professional relationship and our responses were not a condition to our retention.

Other Matters

We applied certain limited procedures to the Budgetary Comparison Schedule, Schedule of Changes in the Net OPEB Liability and Related Ratios, and Schedule of OPEB Contributions which are required supplementary information (RSI) that supplements the basic financial statements. Our procedures consisted of inquiries of management regarding the methods of preparing the information and comparing the information for consistency with management's responses to our inquiries, the basic financial statements, and other knowledge we obtained during our audit of the basic financial statements. We did not audit the RSI and do not express an opinion or provide any assurance on the RSI.

Restriction on Use

This information is intended solely for the information and use of the Board of Directors and management of Kings River Conservation District and is not intended to be, and should not be, used by anyone other than these specified parties.

Very truly yours,

Price Pange & Company

November 30, 2020

Memorandum

TO: Board of Directors
FROM: Paul G. Peschel, P.E., General Manager
SUBJECT: General Manager's Status Report for the Month of November 2020

This memorandum was prepared to supplement the monthly reports of the District's management team and to highlight specific items and activities for the month of November 2020.

State Affairs

Legislative

All five State Assembly seats for the Kings River region were on the November 3rd ballot. All five incumbents were re-elected. They include: District 5-Frank Bigelow, R; District 23-Jim Patterson, R; District 26-Devon Mathis, R; District 31-Joaquin Arambula, D; and District 32-Rudy Salas, Jr. D. No State Senate seats representing the Kings River region were up for reelection on November 3rd.

All five Congressional seats for the Kings River Region were on the November 3rd ballot. Four of the five incumbents were reelected. They include: District 4-Tom McClintock, R; District 16-Jim Costa, D; District 22-Devin Nunes, R; and District 23-Kevin McCarthy, R. Incumbent TJ Cox, representing District 21, lost to David Valadao, R.

COVID-19

In light of an unprecedented rapid rise in COVID-19 cases across California, Governor Gavin Newsom and the California Department of Public Health (CDPH) announced a limited Stay at Home Order requiring that non-essential work, movement, and gatherings stop between 10 p.m. and 5 a.m. in counties in the purple tier. The order took effect at 10 p.m. Saturday, November 21st and will remain in effect until 5 a.m. December 21st. This is the same as the March Stay at Home Order, but applies only between 10 p.m. and 5 a.m., and only in purple tier counties that are seeing the highest rates of positive cases and hospitalizations.

San Joaquin Valley Blueprint (SJVB)

I will be speaking with Scott Hamilton from the San Joaquin Valley Blueprint Technical Study in the coming week or so. He wished to deepen his understanding of KRCD's functions and the interplay of those functions with the Blueprint. He desires both to better his own understanding and understand concerns in our region, as well as to share information KRCD may find useful. This may be one of several future conversations.

Regulatory

State Water Resources Control Board (SWRCB)

The State Water Resources Control Board released its draft 2021 Strategic Work Plan on November 17th. The plan lays out the SWRCB thematic priorities, subsidiary goals, and specific actions. The Gualco Group has identified several impactful – and possibly controversial – policies and programs, including:

Public health

- COVID-19. Collect water district and consumer financial impact data for Board review on matters of district financial failure and residential shutoffs.
- Drinking water enforcement. Set water quality enforcement for threatened sources, with emphasis on supplies for Disadvantaged Communities (DACs).
- Chrome six. Adopt Maximum Contaminant Level (MCL).
- Source control for reuse. Develop statewide source control for emerging contaminants of concern; protect recycled water uses.
- Stormwater infiltration. Requirements for capture and drywell infiltration.

Ecosystems

- Environmental flow framework. Continue collaboration with State agencies, academic researchers and "water user partners" for the framework, including site-specific instream flow need review and setting.
- Flow temperature management.
- Stormwater cost of compliance for statewide Industrial General Permit.
- Large habitat restoration. Create statewide permit.

Supply

- Water rights during drought. Undertake legal, administrative and technical improvements for water right management during "periods of shortage."
- Direct potable reuse. Charter outside expert panel for recommendations.
- Sustainable Groundwater Management Act (SGMA). Develop interagency data tool for groundwater extraction monitoring.

Other

California Water Commission (CWC)

The California Water Commission staff and stakeholders held a 3-hour presentation entitled: "Defining Resilience and Considering Conveyance in the Context of Climate Change." The Water Resilience Portfolio, Executive Orders, and associated policies are accelerating regulatory decisions reaching beyond the traditional programs and impacts. No longer simply infrastructure, the Commission may define conveyance as:

- Transformational, as a climate change management tool
- Multi-benefit, to "enhance and preserve ecosystem and human right to water"
- Beyond concrete and steel, to accommodate "functioning natural systems,"
- Funded and built if a project would "account for needs of environment, all humans"

Temperance Flat Reservoir Authority (TFRA)

Temperance Flat Reservoir Agency confirmed to the California Water Commission (CWC) it surrendered \$170 million in Prop 1 storage funding. The CWC then scheduled a decision on how to re-allocate the funds for its December meeting, including taking new or expanding current applications. This will be highly competitive if the CWC opens the door; deadline for CWC approval would be Jan. 1, 2021.

Resource Conservation Districts (RCD)

David Fey of Fresno Local Agency Formation Commission (LAFCo) has responded to KRCD's letter expressing concerns about the potential expansion of the Sphere of Influence (SOI) for both Tranquillity RCD (TRCD) and Sierra (SRCD) RCD. He responded to KRCD, Consolidated Irrigation District (CID), Alta Irrigation District (AID), and Fresno Irrigation District (FID) in the same email. In summary, TRCD has amended their request to reduce the expansion to the boundary of McMullin Area Groundwater Sustainability Agency. This removes the proposed expansion from the areas

covered by FID and CID, and since KRCD had listed this result as the second-best acceptable outcome, it appears that Fresno LAFCo will recommend approval of the amended SOI expansion for TRCD. Follow-up will be made regarding the question of LAFCo requiring a Memorandum of Understanding (MOU) between TRCD and other entities with overlapping service areas (KRCD included).

As regards SRCD, Mr. Fey noted that all letters Fresno LAFCo received expressed similar concerns with expansion of the SOI, but also expressed a willingness to engage directly in dialogue with current SRCD Manager Steve Haze. Mr. Fey noted that he accepts this offer of engagement, and will rely on that dialogue resulting in a middle ground mutually acceptable to all involved.

World Ag Expo

For the first time in show history, the 2021 World Ag Expo will be online. The Expo will kick off February 9th-11th, 2021 – the original show dates. Live events and seminars will be scheduled 9:00 a.m. – 4:00 p.m. each day, but content will be available on-demand, at no charge to attendees, around the clock.

Federal Affairs

President Trump has not conceded the election, but President-elect Joe Biden is forging ahead with his transition. Biden has tapped Ron Klain as his Chief of Staff. Klain served as Chief of Staff to Vice President Biden. Jen O'Malley Dillon, who served as Biden's campaign manager, will be his Deputy Chief of Staff. Louisiana Congressman Cedric Richmond, former chair of the Congressional Black Caucus, will lead the White House Office of Public Engagement, and Julie Rodriguez will lead the White House Office of Intergovernmental Relations. Rodriguez played a pivotal role in both Vice President-elect Harris' and President-elect Biden's campaigns.

While rumors continue regarding who President-elect Biden will select to serve in his Cabinet, only a few official nominations have occurred:

- Secretary of State - Antony Blinken, who served as Deputy Secretary of State in the Obama Administration
- Treasury Secretary, - Janet Yellen, former Chair of the Federal Reserve
- Secretary of Homeland Security – Alejandro Mayorkas who served as Deputy Secretary of Homeland Security in the Obama Administration
- U.N. Ambassador – Linda Thomas-Greenfield, who served as Assistant Secretary of State for African Affairs in the Obama Administration

The Senate returned to Washington on November 9th, and the House of Representatives (House) returned on November 16th, to begin the final legislative days of the outgoing 116th Congress – also referred to as a “lame duck session” of Congress. Congress is expected to adjourn by December 18th, although this date may slip if extra time is needed to finalize legislative votes. With this schedule, the Senate will be in session for 24 legislative days, and the House for 13 legislative days. With limited workdays, there is a narrow timeframe for Congress to pass several important pieces of legislation, including final Fiscal Year 2021 appropriations bills, another COVID relief package, the Water Resources Development Act, the Fiscal Year 2021 National Defense Authorization Act, and more.

House Democrats nominated Speaker of the House Nancy Pelosi to serve in the role again in the 117th Congress. Speaker Pelosi also seemed to suggest these would be her final two years in the leadership post. House Minority Leader Kevin McCarthy easily won reelection to lead Republicans in the House in the 117th Congress, a stunning turnaround as the entire GOP leadership team was rewarded by their colleagues for reducing the Democrats' House advantage in the November election.

Senator John Barrasso (R-WY) announced that he plans to become the top Republican on the Senate Energy and Natural Resources Committee (ENR Committee), a move that would vacate his leadership role on the Environment and Public Works Committee. Senator Barrasso would be filling the seat vacated by Senator Lisa Murkowski (R-AK), who is leaving under Republican conference rules that

limit the number of terms a senator can be the chair or ranking member of a committee. On the Senate ENR Committee, Senator Barrasso may take a more conservative approach than the relatively moderate Senator Murkowski, who often worked on bipartisan priorities with the Committee's top Democrat, Senator Joe Manchin (WV).

Leadership positions in the Senate for the 117th Congress are contingent on the outcome of the two Senate runoff races taking place in Georgia on January 5th. The outcome of those two races will determine which party will have control of the Senate in the new Congress. Currently, Republicans hold the majority at 50-48. If the incumbents, Republican Senators David Perdue and Kelly Loeffler, win reelection, the GOP will retain control of the Senate with a final split of 52-48. However, if Democrat challengers Jon Ossoff and Raphael Warnock win, the seats for each party will be tied at 50-50. With Vice President-elect Kamala Harris serving as the President of the Senate, Democrats will be granted control of the Senate. If this occurs, Democrats will control both chambers of Congress as well as the White House, providing President-elect Biden the opportunity to advance significant policy initiatives.

Legislative

Bills

Staff are monitoring several bills (see attachment). Below are updates on new bills or bills that have had activity during the month of November:

Corps Bills

Water Resources Development Act (WRDA)

House and Senate WRDA bills would authorize the U.S. Army Corps of Engineers (Corps) to carry out a two-year roadmap of water infrastructure projects.

H.R. 7575: The "Water Resources Development Act" would make available \$10 billion from the Harbor Maintenance Trust Fund to address repair needs of the nation's largest ports and the Great Lakes harbors, as well as other ports. It would direct funds for 38 new projects and 35 studies that include repairing locks and dams on inland waterways to boosting coastal shorelines against flooding and protecting the nation's waters against invasive species. The measure passed the House on July 29th by voice vote.

S. 3591: "America's Water Infrastructure Act" would authorize \$17 billion for Corps water infrastructure projects.

S. 3590: The "Drinking Water Infrastructure Act" would authorize \$2.5 billion for programs to clean up manmade chemicals known as PFAS (Per- and polyfluoroalkyl substances) and other contaminants, among other programs, and would reauthorize a safe drinking water emergency fund. Senators John Barrasso (R-WY), chairman of the Senate Environment and Public Works (EPW) Committee, and Senator Tom Carper (D-DE), the committee's ranking Democrat, introduced S. 3590 and S. 3591. The EPW Committee approved both bills on May 6th with no dissenting votes.

House and Senate staff have been informally negotiating and seeking to reconcile differences behind the scenes for many weeks. Leaders in both chambers remain optimistic that floor time can be found for a vote on agreed-upon legislation before the end of the calendar year.

Reclamation Bills

Aerial Snowpack Observatory (ASO)

Staff from the Senate Energy and Natural Resources Committee and the House Natural Resources Committee continue to work on legislative language for a "Reclamation title" to potentially include as

part of the WRDA reauthorization package. Legislation supported by Kings River to authorize a new program under Reclamation for continued ASO programs continues to be included in negotiations and has a strong chance of being included in the final package. However, at this time, it is still unclear if a Reclamation title will be approved for inclusion in WRDA.

In addition, the House Fiscal Year 2021 Energy and Water Development Appropriations bill urges Reclamation to continue to support the Airborne Snow Observatory Program, but does not provide specific funding direction. However, the report accompanying the Senate Fiscal Year 2021 Energy and Water Development Appropriations bill includes the following language and identifies \$3 million for snow modeling activities through Reclamation:

Snow Modeling Data Processing Better snow modeling and estimates of snow water equivalent may improve water resource decision-making, specifically for water allocations and flood control. Of the additional funding recommended in this account, \$3,000,000 shall be to support Reclamation’s efforts to support the U. S. Department of Agriculture and NOAA efforts to improve real-time and derived snow water equivalent information such that it can be immediately used for water resources decision-making. The Committee directs Reclamation to continue and expand its partnerships with other Federal water management agencies, including the Corps, the Agricultural Research Service, and the Natural Resources Conservation Service on the use of new technologies related to improved direct measurements and derived projects that allow for better water resources management.

Budget

Fiscal Year 2021 Appropriations

Shortly after returning from the November election, Senate Republicans released draft Fiscal Year 2021 spending bills to set the stage for House and Senate negotiators to attempt to work out a compromise appropriations package over the next several weeks. Currently, a stopgap government funding bill is scheduled to expire on December 11th, so lawmakers are hoping to reach agreement on an omnibus Fiscal Year 2021 spending plan before that deadline. If such a deal cannot be reached, Congress would instead likely approve another continuing resolution to avoid a government shutdown and move the final Fiscal Year 2021 appropriations decisions into the New Year.

The House and the Senate are not far apart in terms of overall spending levels for each bill, which should make final negotiations somewhat smoother. Below is a chart comparing the Fiscal Year 2021 Appropriations bills passed by the House Appropriations Committee earlier in 2020; the Fiscal Year 2021 Appropriations bills released by Senate Republicans; and the enacted Fiscal Year 2020 funding levels for each bill. The Agriculture and Financial Services figures are adjusted to include the Commodity Futures Trading Commission, which is handled by different subcommittees in the House and Senate:

Bill	House Fiscal Year 2021 bill	Senate Fiscal Year 2021 bill	Fiscal Year 2020 enacted
Agriculture-Rural Development-FDA	\$23.68 billion	\$23.33 billion	\$23.18 billion
Commerce-Justice-Science	\$71.47 billion	\$71.09 billion	\$70.68 billion
Defense	\$626.19 billion	\$627.32 billion	\$622.67 billion
Energy-Water Development	\$49.61 billion	\$51.75 billion	\$48.34 billion
Financial Services-General Government	\$24.94 billion	\$24.11 billion	\$24.14 billion
Homeland Security	\$50.72 billion	\$52.62 billion	\$50.47 billion
Interior-Environment	\$36.76 billion	\$35.81 billion	\$35.99 billion

Labor-Health and Human Services-Education	\$182.91 billion	\$184.47 billion	\$183.04 billion
Legislative Branch	\$5.3 billion	\$5.27 billion	\$5.05 billion
Military Construction-Veterans Affairs	\$102.65 billion	\$100.24 billion	\$103.49 billion
State-Foreign Operations	\$47.85 billion	\$47.16 billion	\$46.69 billion
Transportation-Housing and Urban Development	\$75.92 billion	\$74.84 billion	\$74.28 billion

\$4.722 million in funding for Pine Flat is identified in the President's Budget Request and supported in both the House and Senate Fiscal Year 2021 Energy and Water Development Appropriations bills. This means that funding is almost certain to move forward at the level identified.

The Republicans released their Fiscal Year 2021 appropriations bill that would provide the Environmental Protection Agency (EPA) with just under \$9.1 billion next year, roughly in line with the agency's Fiscal Year 2020 appropriation. Within that sum, \$1.126 billion would be set aside for the Drinking Water State Revolving Fund (SRF) and \$1.639 billion would go to the Clean Water SRF – each equal to current funding. The Water Infrastructure Finance and Innovation Act (WIFIA) program would be at \$60 million, while a program to reduce lead in drinking water would get a slight bump to \$21.5 million. The Drinking Water System Resilience and Sustainability Program would receive \$4 million, a \$1 million increase above current funding.

The Senate Republican spending proposal comes several months after House Democrats approved their own Fiscal year 2021 EPA appropriations. The Senate bill's allocations for water infrastructure programs are generally in line with the House's, with the exception of WIFIA. The House measure threatened to zero-out new WIFIA appropriations next year due to a dispute over EPA's implementation of scoring criteria that seek to prevent Federally owned projects from receiving program loans. Instead of providing new funds, the House plan would require EPA to fund new WIFIA projects by rescinding previously appropriated dollars that have not yet been spent. The Senate plan would avoid this scenario by providing \$60 million in new funding to the program.

Other

Chairmanship of the House Agriculture Committee

California Representative Jim Costa and Georgia Representative David Scott are vying for the chairmanship of the House Agriculture Committee. Congressman Costa so far has received backing from 70 California agriculture groups (see attached letter), including KRCD and KRWA. Congressman Scott is supported by committee colleagues. Representative Scott would become the first African American to lead the Committee if he wins. Representative Jim Costa would become the first chairman from California since Republican John Bidwell served from 1865 to 1867.

PP/CT/cm

R20-0058
File: 202.01

Key Activities, Events, and Meetings

- November 2: Weekly Meeting with Leadership Team
- November 5: Fisheries Management Program Executive Committee Meeting
- November 6: Recording of GM Values Speech
- November 6: Conversation with State Lobbyist re: RCD Strategy
- November 9: Weekly Meeting with Leadership Team
- November 10: KRCD Board Meeting
- December 2 – 3: ACWA Virtual Conference



Kings River Federal Legislative Tracker

Last Updated: November 25, 2020

Overview

The following legislative tracker provides the status of legislation introduced in the 116th Congress pertaining to the interests of Kings River. Each of the bill numbers is hyperlinked to the bill text, FiscalNote (FN) Outlook information and other related details.

The FN Outlook on the right side of each bill provides the legislation's pre-Floor (left) and Floor (right) likelihood of passing. The percentages shown are the status of the bill in the Chamber where it is currently under consideration (this is shown under 'Status'). The pre-Floor score is defined as the bill's likelihood of passing after it has been introduced but while it is being considered in that chamber's committees - before it has moved to the Floor for a vote.

This legislative tracker is developed in coordination with The Ferguson Group.

Bills by Issue

Recently Updated Bills (0)

No bills to show.

Kings River - Corps of Engineers (3)

Bill Number	Last Action	Status	FN Outlook
S 3591	By Senator Barrasso From Committee On Environment And Public Works Filed Written Report Report No 116 288 2020 11 09	In Senate	5.6% 85.4%
Title	Bill Summary: Last edited by TFG Reports at Jun 16, 2020, 5:51 PM This bill provides roughly \$17 billion in new federal authorizations to invest in our infrastructure for projects across the country.		
Primary Sponsors	Introduction Date: 2020-05-04		
Organizational Notes	Last edited by Kristi More at Jul 6, 2020, 9:41 PM #TFGWater Bill included as part of Senate WRDA reauthorization.		

Bill Number S 3590	Last Action By Senator Barrasso From Committee On Environment And Public Works Filed Written Report Report No 116 284 2020 10 23	Status In Senate	FN Outlook 4.2% 85.3%
------------------------------	--	----------------------------	--------------------------

Title
Drinking Water Infrastructure Act of 2020

Primary Sponsors
John Barrasso

Bill Summary: Last edited by TFG Reports at Jun 16, 2020, 5:50 PM
This bill reauthorizes Safe Drinking Water Act programs that support drinking water infrastructure and provide resources and technical assistance to communities facing critical drinking water needs.

Introduction Date: 2020-05-04

Organizational Notes

Last edited by Kristi More at Jul 6, 2020, 9:42 PM
#TFGWater Bill included as part of Senate WRDA reauthorization.

Bill Number HR 7575	Last Action Received In The Senate 2020 07 30	Status In Senate	FN Outlook 2.4% 51.2%
-------------------------------	---	----------------------------	--------------------------

Title
Water Resources Development Act of 2020

Primary Sponsors
Peter DeFazio

Bill Summary: Last edited by TFG Reports at Aug 6, 2020, 9:04 PM
This bill authorizes the study and construction of locally-driven projects that were developed in cooperation and consultation with the U.S. Army Corps of Engineers. The bill authorizes the construction of all 34 pending Corps Chief's Reports, 35 feasibility studies, five comprehensive river basin studies, and directs the Corps to expedite the completion of 41 feasibility studies.

Introduction Date: 2020-07-13

Kings River - Reclamation (16)

Bill Number HR 8166	Last Action Referred To The Subcommittee On Water Oceans And Wildlife 2020 09 10	Status In House	FN Outlook 6.5% 84.7%
-------------------------------	--	---------------------------	--------------------------

Title
Western Water Storage Infrastructure Act

Primary Sponsors
TJ Cox

Bill Summary: Last edited by TFG Reports at Sep 8, 2020, 7:13 PM
This bill authorizes \$800 million for surface and groundwater storage and conveyance projects. The bill also extends the operational and environmental authorities of the WIIN Act to provide continued water supply benefits without adverse impacts to listed species.

Introduction Date: 2020-09-04

Bill Number	Last Action	Status	FN Outlook
HR 8041	Referred To The Subcommittee On Water Oceans And Wildlife 2020 09 04	In House	13.1% 88.6%

Title
Snow Water Supply Forecasting Program Authorization Act

Primary Sponsors
Josh Harder

Bill Summary: Last edited by TFG Reports at Sep 8, 2020, 7:12 PM
This bill would establish an airborne snow observatory (ASO) and measurement program within the Department of the Interior. The bill would establish a program and provide a total of \$15 million for fiscal years 2022 to 2026.

Introduction Date: 2020-08-14

Organizational Notes

Last edited by Kristi More at Oct 8, 2020, 4:30 PM
#kingsriver The Kings River Conservation District endorsed H.R. 8041 at introduction.

Bill Number	Last Action	Status	FN Outlook
S 4530	Read Twice And Referred To The Committee On Energy And Natural Resources Sponsor Introductory Remarks On Measure Cr S 5410 2020 08 13	In Senate	2.8% 88.7%

Title
Snow Water Supply Forecasting Program Authorization Act

Primary Sponsors
Dianne Feinstein

Bill Summary: Last edited by TFG Reports at Aug 14, 2020, 10:40 PM
This bill establishes an airborne snow observatory (ASO) and measurement program within the Department of the Interior.

Introduction Date: 2020-08-13

Organizational Notes

Last edited by Kristi More at Oct 8, 2020, 4:32 PM
#kingsriver The Kings River Conservation District endorsed H.R. 4530 at introduction.

Bill Number	Last Action	Status	FN Outlook
S 4188	Committee On Energy And Natural Resources Subcommittee On Water And Power Hearings Held 2020 07 22	In Senate	4.9% 84.4%

Title
Water for Tomorrow Act of 2020

Primary Sponsors
Kamala Harris

Bill Summary: Last edited by TFG Reports at Jul 9, 2020, 3:32 PM
This bill would provide for drought preparedness and improved water supply reliability, and for other purposes.

Introduction Date: 2020-07-02

Bill Number S 4189	Last Action Committee On Energy And Natural Resources Subcommittee On Water And Power Hearings Held 2020 07 22	Status In Senate	FN Outlook 4.3% 87.0%
------------------------------	--	----------------------------	--------------------------

Title
Water for Conservation and Farming Act

Primary Sponsors
Ron Wyden

Bill Summary: Last edited by TFG Reports at Jul 9, 2020, 3:33 PM
This bill would provide for drought preparedness and improved water supply reliability.

Introduction Date: 2020-07-02

Bill Number S 3811	Last Action Committee On Energy And Natural Resources Subcommittee On Water And Power Hearings Held 2020 07 22	Status In Senate	FN Outlook 2.1% 83.2%
------------------------------	--	----------------------------	--------------------------

Title
Restoration of Essential Conveyance Act

Primary Sponsors
Dianne Feinstein

Bill Summary: Last edited by TFG Reports at Jun 1, 2020, 7:59 PM
This bill addresses the impacts of groundwater subsidence on major portions of California's water delivery system, and authorizes \$600 million in federal funding for three major projects to repair California's water delivery system. The bill provides \$200 million for the Friant-Kern Canal, \$200 million for the Delta-Mendota Canal, and \$200 million for the California Aqueduct. The bill also provides an additional \$200 million in funding for restoration of the San Joaquin River, including environmental protective infrastructure such as fish screens, fish bypass projects, and control structures necessary to successfully implement the San Joaquin River Restoration Settlement.

Introduction Date: 2020-05-21

Organizational Notes

Last edited by Kristi More at Jul 9, 2020, 6:40 PM
#TFGWater Provisions in this bill are essentially the same as those included in HR 5752 (Costa) and HR 5316 (Cox).

Bill Number HR 2	Last Action Received In The Senate 2020 07 20	Status In Senate	FN Outlook 81.1% 46.1%
----------------------------	---	----------------------------	---------------------------

Title
Moving Forward Act

Primary Sponsors
Peter DeFazio

Bill Summary: Last edited by TFG Reports at Jul 1, 2020, 8:25 PM
This bill addresses provisions related to federal-aid highway, transit, highway safety, motor carrier, research, hazardous materials, and rail programs at the Department of Transportation, among other provisions, including the Bureau of Reclamation

Introduction Date: 2020-06-11

Organizational Notes

Last edited by Kristi More at Jul 6, 2020, 10:04 PM
#kingsriver The Family Farm Alliance sent a comment letter on the FUTURE Drought Resiliency Act on 2/7/20.

Last edited by Kristi More at Jul 6, 2020, 10:01 PM
#TFGWater HR 2 serves as the official introduction of Rep. Harder's FUTURE Drought Resiliency Act. Rep. Huffman had previously called for comments on the discussion draft in January and February of 2020. Prior to the introduction of HR 2, the FUTURE bill had only been released in draft form.

Bill Number HR 7482	Last Action Introduced In House 2020 07 02	Status In House	FN Outlook 5.4% 85.4%
-------------------------------	--	---------------------------	--------------------------

Title
Future of Agricultural Resiliency And Modernization Act

Primary Sponsors
Josh Harder

Bill Summary: Last edited by TFG Reports at Jul 30, 2020, 7:14 PM
The bill would provide over \$2.5 billion in funding to help farmers reduce greenhouse gas (GHG) emissions, increase carbon sequestration, improve air, water, and soil quality, and convert agriculture byproducts to efficient uses. The bill would also establish a first-of-its-kind Pyrolysis grant program to help tree nut farmers convert by-products into climate-friendly biocarbon products.

Introduction Date: 2020-07-02

Bill Number HR 6617	Last Action Referred To The Subcommittee On Water Oceans And Wildlife 2020 04 29	Status In House	FN Outlook 6.5% 82.8%
-------------------------------	--	---------------------------	--------------------------

Title
Western Water Storage Infrastructure Act

Primary Sponsors
TJ Cox

Bill Summary: Last edited by TFG Reports at May 12, 2020, 3:45 PM
This bill would provide additional funding for surface storage, groundwater storage, and the supporting conveyance facilities.

Introduction Date: 2020-04-24

Bill Number HR 4891	Last Action Subcommittee On Water Oceans And Wildlife Discharged 2020 03 11	Status In House	FN Outlook 24.5% 90.2%
-------------------------------	---	---------------------------	---------------------------

Title
Western Water Security Act of 2019

Primary Sponsors
Xochitl Torres Small

Bill Summary: Last edited by TFG Reports at May 12, 2020, 3:45 PM
This bill would give an additional \$120 million to the Bureau of Reclamation's WaterSMART program; authorize an additional \$65 million to support desalination design and construction, setting aside \$15 million for rural desalination projects; and authorizes the Cooperative Watershed Management Program.

Introduction Date: 2019-10-28

Organizational Notes

Last edited by Kristi More at Jul 6, 2020, 9:50 PM
#TFG #TFGWater Bill was included in the Moving Forward Act, H.R. 2.

Bill Number

HR 3723

Last Action

Subcommittee On Water Oceans And Wildlife
Discharged 2020 03 11

Status

In House

FN Outlook

40.9% 85.2%

Title

Desalination Development Act

Primary Sponsors

Mike Levin

Bill Summary: Last edited by TFG Reports at Jul 1, 2020, 5:20 PM
The bill would require projects to comply with all state environmental laws, such as California's Ocean Plan; and prioritize projects with subsurface intakes, projects that use renewable energy and more efficient desalination processes, and projects that reduce imported water use.

Introduction Date: 2019-07-11

Organizational Notes

Last edited by Kristi More at Jul 6, 2020, 9:51 PM
#TFG #TFGWater Bill was included in the Moving Forward Act, H.R. 2.

Bill Number

HR 2473

Last Action

Subcommittee On Water Oceans And Wildlife
Discharged 2020 03 11

Status

In House

FN Outlook

15.4% 88.7%

Title

Securing Access for the central Valley and Enhancing (SAVE) Water Resources Act

Primary Sponsors

Josh Harder

Bill Summary: Last edited by TFG Reports at May 12, 2020, 3:45 PM
This is the companion bill to H.R. 116, the Water Recycling Investment and Improvement Act. The bill provides a broad approach to addressing water issues facing the Central Valley by increasing storage opportunities, spurring innovation, and making investments in our aging infrastructure. The bill also leverages federal resources to identify prime locations for groundwater storage and recharge in California and across the Western United States. This bill requires the Bureau of Reclamation to expedite feasibility studies for four specific storage projects in the Central Valley, including: Sites Reservoir, Del Puerto Canyon Reservoir, Los Vaqueros and San Luis Reservoirs and provides \$100 million in storage funding. The bill also invests in water reuse and recycling by increasing funding for WaterSMART programs from \$50 million to \$500 million and extending the program's authorization. It also establishes a water infrastructure and drought resolutions fund to provide \$300 million for water surface and groundwater storage, reclamation and reuse, and WaterSMART program projects. The bill would create a innovating financing program which would provide low-interest federal loans to fund local water infrastructure projects, and would reauthorize the Rural Water Supply Act.

Introduction Date: 2019-05-02

Organizational Notes

Last edited by Kristi More at Jul 6, 2020, 9:27 PM
#TFGWater The groundwater recharge provisions of the bill were included in the Moving Forward Act, H.R. 2. The other provisions of the bill, including the authorizations for a water infrastructure fund and a financing program through Reclamation (RIFIA) were not included.

Last edited by Kristi More at Jul 6, 2020, 9:27 PM
#TFGWater The House Natural Resources Subcommittee on Water, Oceans, and Wildlife held a hearing on this bill on June 13, 2019.

Bill Number HR 5347	Last Action Committee Consideration And Mark Up Session Held 2020 02 12	Status In House	FN Outlook 17.9% 87.2%
------------------------	---	--------------------	---------------------------

Title
Disadvantaged Community Drinking Water Assistance Act

Primary Sponsors
TJ Cox

Bill Summary: Last edited by TFG Reports at Jul 1, 2020, 5:22 PM
The bill would require the Secretary of the Interior to establish a grant program to close gaps in access to safe drinking water in disadvantaged communities.

Introduction Date: 2019-12-06

Organizational Notes

Last edited by Kristi More at Jul 6, 2020, 9:52 PM
#TFGWater Bill was included in the Moving Forward Act, H.R. 2.

Bill Number HR 5316	Last Action Committee Consideration And Mark Up Session Held 2020 02 12	Status In House	FN Outlook 7.7% 88.9%
------------------------	---	--------------------	--------------------------

Title
Move Water Now Act

Primary Sponsors
TJ Cox

Bill Summary: Last edited by TFG Reports at May 12, 2020, 3:46 PM
This legislation aims to address the severely limited capacity of the Friant-Kern Canal in California's San Joaquin Valley, issues caused by severe land subsidence over the past 7 decades.

Introduction Date: 2019-12-05

Organizational Notes

Last edited by Kristi More at Jul 9, 2020, 6:43 PM
#TFGWater Provisions of this bill were included almost verbatim in S. 3811 (Feinstein).

Last edited by Kristi More at Jul 6, 2020, 9:52 PM
#TFGWater Bill was included in the Moving Forward Act, H.R. 2.

Bill Number HR 5217	Last Action Referred To The Subcommittee On Conservation And Forestry 2019 12 11	Status In House	FN Outlook 7.8% 75.7%
------------------------	--	--------------------	--------------------------

Title
WOW Act

Primary Sponsors
Tom McClintock

Bill Summary: Last edited by TFG Reports at May 12, 2020, 3:46 PM
The bill streamlines water districts' contact renewals, expedites water transfers and gives the Secretary of the Interior discretion to modify dam operations in the Central Valley Project to provide reasonable water flows of suitable quality, quantity, and timing to protect migrating fish.

Introduction Date: 2019-11-21

Bill Number
S 1932

Last Action
Committee On Energy And Natural Resources
Senate Subcommittee On Water And Power
Hearings Held 2019 07 18

Status
In Senate

FN Outlook
3.3% 85.7%

Title
Drought Resiliency and Water Supply Infrastructure Act

Primary Sponsors
Cory Gardner

Bill Summary: Last edited by TFG Reports at Jan 16, 2020, 10:27 PM
This bill would support water infrastructure in the nation's Reclamation states, as well as extend federal funding an additional five years, including \$670 million in surface and groundwater storage projects; \$100 million for water recycling projects; and \$60 million for desalination projects. The bill would also establish a new loan program for water agencies designed to spur investment in new water supply projects. Key provisions include but are not limited to expanding and updating the Bureau of Reclamation funding authorizations in the Water Infrastructure Improvements for the Nation Act (WIIN) to fund portions of federal (50%) and non-federal (25%) surface and groundwater storage and conveyance facilities, as well as cost share (25%) additional water reuse and recycling and desalination projects; and creating a new loan program at 30-year Treasury rates for water supply projects under what would be established under the Reclamation Infrastructure Financing and Innovation Act (RIFIA). These loans would use criteria (49% maximum loan) modeled after the well-established Water Infrastructure Financing Innovation Act (WIFIA) program at the Environmental Protection Agency (EPA). The legislation would also authorize \$140 million for restoration and environmental compliance projects, including forest, meadow and watershed restoration projects with water benefits and projects to help restore threatened and endangered species affected by Reclamation water projects.

Introduction Date: 2019-06-20

Organizational Notes

Last edited by Kristi More at Jul 6, 2020, 9:57 PM
#TFGWater Revised language for S. 1932 was circulated for comment in February 2020. New bill text has not been introduced yet.

Last edited by Kristi More at Jul 6, 2020, 9:53 PM
#kingsriver Kings River Conservation District wrote letter of support on 12/11/19.

Last edited by Kristi More at Jul 6, 2020, 9:53 PM
#TFGWater On July 18, 2019, the Senate Committee on Energy and Natural Resources Subcommittee on Water and Power held a hearing on the bill.

Kings River - Other (16)

Bill Number
S 2657

Last Action
S Amdt 2675 Senate Amendment Submitted
2020 09 30

Status
In Senate

FN Outlook
3.2% 85.8%

Title
Advanced Geothermal Innovation Leadership Act of 2019

Primary Sponsors
Lisa Murkowski

Bill Summary: Last edited by TFG Reports at Jul 6, 2020, 10:28 PM
The bill would accelerate geothermal energy development in the U.S. The bill includes provisions for research and development of both existing and enhanced geothermal systems, resource assessment updates, grant program authorization, and improved permitting.

Introduction Date: 2019-10-22

Bill Number HR 7978	Last Action Referred To The Subcommittee On Water Oceans And Wildlife 2020 09 24	Status In House	FN Outlook 6.5% 86.7%
-------------------------------	--	---------------------------	--------------------------

Title
Emergency Wildfire and Public Safety Act of 2020

Bill Summary: Last edited by TFG Reports at Sep 17, 2020, 8:55 PM
This bill is the House companion bill to S. 4431, the Emergency Wildfire and Public Safety Act.

Primary Sponsors
Jimmy Panetta

Introduction Date: 2020-08-07

Bill Number S 4431	Last Action Committee On Energy And Natural Resources Subcommittee On Public Lands Forests And Mining Hearings Held 2020 09 16	Status In Senate	FN Outlook 2.8% 87.8%
------------------------------	--	----------------------------	--------------------------

Title
Emergency Wildfire and Public Safety Act of 2020

Bill Summary: Last edited by TFG Reports at Sep 17, 2020, 8:54 PM
This bill will provide new authority for the Forest Service and Bureau of Land Management to work collaboratively with state partners in the West to implement wildfire management projects. The bill will also allow disaster mitigation and preparedness funding to be used to reduce the wildfire risk posed by utility lines and expedite permitting for the installation of wildfire detection equipment. The legislation will create a program to incentivize the collection of woody biomass and help expand processing facilities to make biomass more economically viable; and create a workforce development program to train a new generation of workers to help address wildfire and forest health, among other provisions.

Primary Sponsors
Dianne Feinstein

Introduction Date: 2020-08-04

Bill Number HR 8217	Last Action Referred To The Subcommittee On Water Resources And Environment 2020 09 14	Status In House	FN Outlook 5.4% 89.6%
-------------------------------	--	---------------------------	--------------------------

Title
WIFIA Improvement Act of 2020

Bill Summary: Last edited by TFG Reports at Sep 15, 2020, 10:31 PM
The bill would provide a new 55-year loan term for WIFIA financing and clarifies that WIFIA financing may be used for works that were constructed by the federal government but were contractually transferred to be operated and maintained by a local non-federal agency.

Primary Sponsors
John Garamendi

Introduction Date: 2020-09-11

Organizational Notes

Last edited by Kristi More at Oct 2, 2020, 11:37 PM
#kingsriver The Kings River Conservation District endorsed H.R. 8217 at introduction.

Bill Number HR 7617	Last Action Received In The Senate And Read Twice And Referred To The Committee On Appropriations 2020 08 12	Status In Senate	FN Outlook 72.4% 45.5%
-------------------------------	--	----------------------------	---------------------------

Title
Defense, Commerce, Justice, Science, Energy and Water Development, Financial Services and General Government, Labor, Health and Human Services, Education, Transportation, Housing, and Urban Development Appropriations Act, 2021

Primary Sponsors
Pete Visclosky

Bill Summary: Last edited by TFG Reports at Aug 6, 2020, 9:00 PM
This second minibus appropriations package totals \$1.3 trillion in discretionary funding and consists of the FY 2021 Defense; Commerce-Justice Science; Energy and Water Development; Financial Services and General Government; Labor-HHS-Education; and Transportation-Housing and Urban Development appropriations bills.

Introduction Date: 2020-07-16

Bill Number HR 1957	Last Action Became Public Law No 116 152 2020 08 04	Status Enacted
-------------------------------	---	--------------------------

Title
Great American Outdoors Act

Primary Sponsors
John Lewis

Bill Summary: Last edited by TFG Reports at Nov 19, 2020, 5:24 PM
This bill establishes the National Parks and Public Land Legacy Restoration Fund to support deferred maintenance projects on federal lands. For FY2021-FY2025, there shall be deposited into the fund an amount equal to 50% of energy development revenues credited, covered, or deposited as miscellaneous receipts from oil, gas, coal, or alternative or renewable energy development on federal lands and waters. Deposited amounts must not exceed \$1.9 billion for any fiscal year. Additionally, the bill makes funding for the Land and Water Conservation Fund (LWCF) permanent.

Introduction Date: 2019-03-28

Bill Number HR 7613	Last Action Placed On The Union Calendar Calendar No 361 2020 07 15	Status In House	FN Outlook 17.4% 81.1%
-------------------------------	---	---------------------------	---------------------------

Title
Energy and Water Development and Related Agencies Appropriations Act, 2021

Primary Sponsors
Marcy Kaptur

Introduction Date: 2020-07-15

Bill Number S 4206	Last Action Read Twice And Referred To The Committee On Environment And Public Works 2020 07 02	Status In Senate	FN Outlook 4.0% 84.4%
------------------------------	---	----------------------------	--------------------------

Title
A bill to amend the Water Infrastructure Finance and Innovation Act of 2014 to authorize the interest rate to be used on a secured loan to be the interest rate for United States Treasury securities of a similar maturity on the date of first disbursement of the loan, and for other purposes.

Primary Sponsors
Jeff Merkley

Bill Summary: Last edited by TFG Reports at Sep 17, 2020, 8:24 PM
This bill amends the Water Infrastructure Finance and Innovation Act of 2014 to authorize the interest rate to be used on a secured loan to be the interest rate for United States Treasury securities of a similar maturity on the date of first disbursement of the loan, and for other purposes.

Introduction Date: 2020-07-02

Bill Number S 3922	Last Action Introduced In Senate 2020 06 09	Status In Senate	FN Outlook 5.7% 81.2%
------------------------------	---	----------------------------	--------------------------

Title
Coronavirus Regulatory Repeal Act of 2020

Primary Sponsors
Rand Paul

Bill Summary: Last edited by TFG Reports at Jul 6, 2020, 10:24 PM
The bill would require Congress to justify restoring regulations that were either modified or waived in response to the COVID-19 pandemic.

Introduction Date: 2020-06-09

Bill Number S 3926	Last Action Read Twice And Referred To The Committee On Environment And Public Works 2020 06 09	Status In Senate	FN Outlook 5.0% 79.0%
------------------------------	---	----------------------------	--------------------------

Title
Federal Permitting Modernization Act of 2020

Primary Sponsors
Ted Cruz

Bill Summary: Last edited by TFG Reports at Jul 6, 2020, 10:22 PM
This bill amends the FAST Act to improve the federal permitting process.

Introduction Date: 2020-06-09

Bill Number S 3927	Last Action Read Twice And Referred To The Committee On Environment And Public Works 2020 06 09	Status In Senate	FN Outlook 3.6% 80.3%
------------------------------	---	----------------------------	--------------------------

Title
A bill to establish a 90-day limit to file a petition for judicial review of a permit, license, or approval for a highway or public transportation project, and for other purposes.

Primary Sponsors
Ted Cruz

Bill Summary: Last edited by TFG Reports at Jul 6, 2020, 10:23 PM
The bill would establish a 90-day limit to file a petition for judicial review of a permit, license or approval for a highway or public transportation project.

Introduction Date: 2020-06-09

Bill Number HR 7130	Last Action Referred To The Subcommittee On Highways And Transit 2020 06 09	Status In House	FN Outlook 11.0% 78.8%
-------------------------------	---	---------------------------	---------------------------

Title
One Federal Decision Act of 2020

Primary Sponsors
Rodney Davis

Bill Summary: Last edited by TFG Reports at Jul 6, 2020, 10:25 PM
This bill would streamline the environmental review process for major projects.

Introduction Date: 2020-06-08

Bill Number
HR 6691

Last Action
Referred To The Committee On Oversight And Reform And In Addition To The Committee On The Judiciary For A Period To Be Subsequently Determined By The Speaker In Each Case For Consideration Of Such Provisions As Fall Within The Jurisdiction Of The Committee Concerned 2020 05 01

Status
In House

FN Outlook
13.1% 72.2%

Title
Coronavirus Regulatory Repeal Act of 2020

Primary Sponsors
Chip Roy

Bill Summary: Last edited by TFG Reports at Jul 6, 2020, 10:26 PM
This bill repeals or modifies any agency rule that is temporarily waived or modified during the COVID-19 (i.e., coronavirus disease 2019) public health emergency, subject to a review process. The bill specifies procedures for Congress and the heads of agencies to analyze, review, and recommend whether the waiver or modification of a rule should continue and such waiver or modification expires only if a law is enacted in accordance with a recommendation that the rule be reinstated when the emergency period ends

Introduction Date: 2020-05-01

Bill Number
HR 6643

Last Action
Referred To The House Committee On Ways And Means 2020 04 28

Status
In House

FN Outlook
7.7% 89.8%

Title
Supporting State and Local Leaders Act

Primary Sponsors
Brad Schneider

Bill Summary: Last edited by TFG Reports at May 11, 2020, 2:30 PM
The Supporting State and Local Leaders Act would make states and local governments eligible for the emergency paid leave payroll tax credits, which would help state and local budgets stretched thin by the COVID-19 pandemic.

Introduction Date: 2020-04-28

Organizational Notes

Last edited by Kristi More at Jul 6, 2020, 9:43 PM

#kingsriver On 4/14/20, the Kings River Conservation District sent a letter to House and Senate leadership supporting a change in the law to provide public employers access to the tax relief available to offset the added expense of meeting new emergency paid leave requirements. The letter supports provisions of this bill.

Last edited by Kristi More at Jul 6, 2020, 9:46 PM

#TFG Press Release: <https://schneider.house.gov/media/press-releases/schneider-katko-cox-king-degette-introduce-bipartisan-legislation-make-states>

Bill Number

HR 1162

Last Action

Subcommittee On Water Oceans And Wildlife
Discharged 2020 03 11

Status

In House

FN Outlook

36.7% 85.8%

Title

Water Recycling Investment and Improvement Act

Primary Sponsors

Grace Napolitano

Bill Summary: Last edited by TFG Reports at May 12, 2020, 3:46 PM
The bill aims to assist water agencies with the expansion, planning, design, and building of water recycling plants and modernizing water infrastructure in California and other western states. Specifically, the bill would increase funding authorization for the Bureau of Reclamation's Title XVI water recycling competitive grant program to \$500 million from \$50 million. It would also make the program permanent as it currently expires in 2021, and funds water recycling and reuse projects for 17 western states.

Introduction Date: 2019-02-13

Organizational Notes

Last edited by Kristi More at Jul 6, 2020, 9:47 PM
#TFG Bill was included in the Moving Forward Act, H.R. 2.

Last edited by Kristi More at Jul 6, 2020, 9:47 PM
#TFG The House Natural Resources Subcommittee on Water Oceans and Wildlife held a hearing on this bill on June 13, 2019.

Bill Number

S 3422

Last Action

Read The Second Time Placed On Senate
Legislative Calendar Under General Orders
Calendar No 438 2020 03 10

Status

In Senate

FN Outlook

3.5% 89.5%

Title

Great American Outdoors Act

Primary Sponsors

Cory Gardner

Bill Summary: Last edited by TFG Reports at Nov 19, 2020, 5:23 PM
This bill establishes the National Parks and Public Land Legacy Restoration Fund to support deferred maintenance projects on federal lands. For FY2021-FY2025, there shall be deposited into the fund an amount equal to 50% of all federal revenues from the development of oil, gas, coal, or alternative or renewable energy on federal lands and waters. Deposited amounts must not exceed \$1.9 billion for any fiscal year. Additionally, the bill makes funding for the Land and Water Conservation Fund (LWCF) permanent.

Introduction Date: 2020-03-09

Organizational Notes

Last edited by Kristi More at Jul 6, 2020, 9:46 PM
#TFG See status of companion bill H.R. 1957.

November 13, 2020

The Honorable Nancy Pelosi
Speaker of the House
U.S. House of Representatives
H-232, U.S. Capitol
Washington, DC 20510

Dear Madam Speaker:

The undersigned organizations write to you today to express our strong support for Congressman Jim Costa as the Chair of the House Agriculture Committee for the 117th Congress. The loss of Chairman Collin Peterson is felt by the food and agriculture sectors, and his leadership will be greatly missed. As a 16-year veteran of Congress and third-generation farmer, we believe that Congressman Costa possesses the experience and leadership adeptness needed to carry the Committee and its important work forward.

These have not been easy times for our nation or industry. The COVID-19 pandemic demonstrated many frailties within our society, not least among them the challenges that our food system faces. The House Agriculture Committee will not only play a vital role in the needs of producers who grow our food but also how we maximize access to it. We are confident that Congressman Costa will lead on these issues to the benefit of American farmers, ranchers, communities, and families.

Congressman Costa represents the 16th Congressional District of California, which is a microcosm of the American food system and is also one of its linchpins. The 16th Congressional District encompasses parts of Fresno, Madera and Merced counties, which, combined, produced over \$12 billion in farm gate value in 2018 and would place those three counties as the eighth largest agricultural producing state in the nation. At the same time, Congressman Costa also represents many small and medium sized towns that are emblematic of rural towns across America and face distinct challenges of their own. All these factors combine to give Congressman Costa a particularly unique perspective on how we can harness the great strengths of our agricultural system to both grow and nourish our communities.

Fresno is California's fifth largest city and one that has some of the highest levels of nutritional needs in the country. With nearly 25% of his own constituency participating in programs such as the Supplemental Nutrition Assistance Program (SNAP), the Congressman understands the critical importance of increasing access to safe and nutritious food. During his 16 years on the House Agriculture Committee, he has strongly advocated for the preservation and expansion of our nation's nutrition programs that serve the most vulnerable in our society.

The Congressman also brings a keen understanding of the importance that foreign markets play in strengthening our industry. The last four years have brought some successes, along with many

challenges, in not only maintaining access to foreign markets but also expanding them. Congressman Costa's extensive work as Chair of the Subcommittee on Livestock and Foreign Agriculture, and with the Trans-Atlantic Partnership and other important foreign government caucuses, affords him the ability to strongly advocate for U.S. agriculture's presence in foreign markets.

Additionally, Congressman Costa has and continues to be a strong champion for issues surrounding the agricultural workforce and the need for immigration reform. In addition to having a deep and personal understanding of the dignity and respect that those who pick, pack, and ship our food deserve, Congressman Costa also grasps the dynamics of agricultural innovation and can appropriately differentiate between needed research investments and agricultural workforce retraining opportunities.

Further, it is important to emphasize Congressman Costa's deep understanding of agriculture's relationship with our nation's natural resources. He understands what science and logic tell us: our working lands – primarily farms, ranches and forests – are the main weapons in our arsenal against the externalities brought about by a changing climate. Congressman Costa's strong advocacy of increased funding for on-farm conservation programs, like the Regional Conservation Partnership Program, is the perfect example of how we can leverage public and private dollars to achieve agreeable solutions.

We deeply respect each Congressional Representative who will be considered for the important role of Chair and stand ready to work with the next House Agriculture Chair in the 117th Congress.

It is our strong belief that Congressman Costa is uniquely qualified to take on this responsibility. We have seen firsthand the dedicated work and lasting impacts he has made to California agriculture and rural communities and are confident that he would carry this leadership forward to further develop agriculture policy throughout the nation. We hope that he will receive every consideration for the role that he is due.

Sincerely,

African American Farmers of California
Agricultural Council of California
Almond Alliance
American Olive Oil Producers Association
American Pistachio Growers
Asian Business Institute & Research Center
California Agricultural Aircraft Association
California Agricultural Irrigation
Association
California Alfalfa and Forage Association
California Apple Commission
California Association of Pest Control
Advisers

California Association of Winegrape
Growers
California Bean Shippers Association
California Blueberry Association
California Blueberry Commission
California Cattlemen's Association
California Citrus Mutual
California Cotton Ginners and Growers
Association
California Cut Flower Commission
California Farm Bureau Federation
California Farmworker Foundation
California Fresh Fruit Association
California Grain and Feed Association

California Pork Producers Association
California Poultry Federation
California Rice Commission
California Rice Industry Association
California Seed Association
California State Beekeepers Association
California State Floral Association
California Strawberry Commission
California Table Grape Commission
California Tomato Growers Association
California Trucking Association
California Walnut Commission
California Warehouse Association
California Wheat Growers Association
California Women for Agriculture
Certified American Grown
Charleston Drainage District
Family Farm Alliance
Friant Water Authority
Grower-Shipper Association of Central
California
Growing Coachella Valley
Imperial Irrigation District
Imperial Valley Vegetable Growers
Association
Kee Kitayama Research Foundation
Kings River Conservation District

Kings River Water Association
Mercy Springs Water District
Milk Producers Council
Nisei Farmers League
Northern California Water Association
Northwest Chicken Council
Olive Growers Council of California
Pacific Coast Renders Association
Pacific Egg and Poultry Association
Panoche Drainage District
Panoche Water District
Plant California Alliance
San Luis & Delta-Mendota Water Authority
Sequoia Riverlands Trust
Sweetpotato Council of California
Tehama-Colusa Canal Authority
Tulare Lake Basin Water Storage District
Turlock Irrigation District
United Ag
United Water Conservation District
Western Agricultural Processors Association
Western Growers Association
Western Plant Health Association
Western United Dairymen
Wine Institute

CC:
Members, Democratic Steering and Policy Committee
Blue Dog Coalition
California Congressional Delegation
Governor Gavin Newsom
Secretary Karen Ross

This Page Intentionally Blank



4886 East Jensen Avenue
Fresno, California 93725

Tel: 559-237-5567
Fax: 559-237-5560

www.krcd.org

November 30, 2020

Memorandum

TO: Paul G. Peschel, P.E., General Manager
FROM: Cristel L. Tufenkjian, Director of External Affairs
SUBJECT: Monthly Status Report – November 2020

E-Updates: Staff sent multiple to KRC D topical lists in November.

STRATEGIC PLAN OBJECTIVE 6A
Increase awareness around KRC D's activities and how they relate to/impact our constituents and the general public through relevant, timely, clear, and transparent communications.

Date	Email Topic	Audience	Recipients	Open rate	Click-through
11/10/2020	CV-SALTS Early Action Plan Community Workshop notice	ILRP	103	38%	16%
11/24/2020	SGMA E-News	SGMA	341	37%	22%
11/25/2020	Watershed Restoration Grant	Fisheries, Flood Control, Hydropower, Legislative staff	167	36%	5%

Social Media: External Affairs staff members continued developing content via Hootsuite content manager across social channels.

Twitter:

KRC D's Twitter gained 6 followers and saw a 68% increase in engagement, and went from 0 link clicks to 32. KRC D interacted positively with the office of Assemblymember Salas, the Tulare Basin Watershed Partnership, and the Department of Conservation on the Watershed Restoration Grant.



Facebook:

KRCD's Facebook page gained 7 more followers. The page saw a 17% decrease in engagement. Despite the decreased engagement, link clicks went from 0 to 32.

LinkedIn:

KRCD's LinkedIn account gained 7 new followers.

KRCD website: The KRCD website saw a 16% decrease in users in November compared to October, with viewership decreasing in the days leading up to the Thanksgiving holiday although the average time spent on the website per user decreased by nearly 50%. The website was mainly visited by users via direct URL access and direct search like typing into google with search words. The remaining of visits were attributed to referral either from links on other websites or through social media. The top pages visited include the home page, Job Openings, and Our Work. A new blog post was published highlighting the Watershed Restoration Grant.

Water Safety Council: External Affairs staff attended the Water Safety Council and discussed social media content creation.

ACWA Communications Committee: I attended the ACWA Communications Committee which included reports on Legislation, Voluntary Agreements, and presentations from this year's Huell Howser Best in Blue finalists.

ACWA Outreach Task Force: As Outreach Task Force Chair, I was asked to pre-record the announcements of the Outreach Task Force awards. The video recording will be shown during the ACWA Fall Conference.

KRCD Values Presentation: External Affairs staff worked with General Manager Paul Peschel to record his Values Presentation. The recording will be shown to future employees as part of their onboarding with the District.

STRATEGIC PLAN OBJECTIVE 6B

Strengthen relationships with external audiences including Federal, State, and local influencers.

Federal and State Legislative and Regulatory Advocacy

External Affairs staff members compiled and wrote summaries on State and Federal legislative and regulatory information to support KRCD advocacy efforts.

Staff began work on developing an advocacy webpage for krkd.org to provide an opportunity to promote KRCD's position on Federal and State legislation and regulatory issues.

Valley Ag Water Coalition (VAWC): Staff prepared and distributed 2021 invoices and prepared the agenda packet for the annual meeting scheduled for December 10.

STRATEGIC PLAN OBJECTIVE 6C

Educate and support constituents in successfully implementing regulatory and regional programs

Groundwater Sustainability Plans Implementation Campaigns and Outreach

KINGS SUBBASIN OUTREACH SERVICES

External Affairs staff are currently conducting domestic well and school outreach campaigns on behalf of the McMullin Area GSA. North Fork Kings GSA. North Kings GSA.

Kings River East GSA, and the Central Kings GSA. Several outreach services were performed.

- Conducted focus groups with target audiences of domestic well owners and school facilities staff to guide development of SGMA resources
- Developed draft domestic well and school resource brochures. Currently under review by the Kings Subbasin coordination group
- Conducted market research for school outreach campaign. Created spreadsheet to track contacts for future outreach work with schools. Contacted representative from Central and Kerman Unified and learned more about how to best engage with school facility managers regarding important groundwater and SGMA information.

McMullin Area GSA: Several outreach services for the McMullin Area GSA (MAGSA) were performed. Support was provided in:

- Developed social media calendar via Hootsuite to ensure continuous content flow
- Conducted board policy outreach
- Exploring opportunity with Fresno State for innovative outreach methods
- Released "The Road to Groundwater Sustainability" MAGSA video with website article and e-update

North Fork Kings GSA: Several outreach services for the North Fork Kings GSA (NFKGSA) were performed. Support was provided in:

- Board Policy outreach including new webpage, email update, and website article
- Developing community flyer for distribution in Riverdale, Laton, and Lanare by the RCAC members
- Developed and distributed agenda packet for Rural Community Advisory Committee. Administrated Rural Community Advisory Committee meeting via Zoom
- Continuing coordination with technical staff to initiate a landowner survey campaign both online and via direct mail. Work to date on the campaign includes:
 - Campaign kick-off with all staff
 - Campaign brief, general timeline, and budget
 - Draft survey questions
 - Draft introductory letter

James GSA: Staff provided basic maintenance updates to the website.

North Kings GSA: Several outreach services for the North Kings GSA were performed. Support was provided in:

- Developed social media calendar via Hootsuite to ensure continuous content flow
- Published board meeting update content to website and sent via email to the interested persons list
- Coordinating snackable video of Aerial Electromagnetic survey flight

Kings River East GSA: External Affairs staff worked with Kings River East GSA Administrator Chad Wegley in finalizing an Outreach Services agreement for fiscal year 2020-2021

TULARE LAKE SUBBASIN OUTREACH SERVICES

South Fork Kings GSA: Several outreach services for the South Fork Kings GSA were performed.

- External Affairs staff continues to coordinate with the GSA's technical consultant to develop a landowner survey with the goal of collecting data on groundwater extractions within the agencies services area. Planning to date includes:
 - Campaign budget and general timeline
 - Survey questions and direct mail piece layout
 - Survey audience segments
 - SFK updated map and segmented mailing list
 - Survey123 online platform

Kings River Fisheries Management Program

- N/A

Implementation of Educational Programs for ILRP and CV-SALTS

CV-SALTS: Several outreach services for the CV-SALTS program were performed.

- Conducted community outreach with webinar flyer distribution at key locations in the communities of Easton, Hanford, Armona, Cutler, and Orosi
- Invited key community leaders from Armona, Cutler, Easton, Stratford, Orosi PUD, Sultana CSD, Raisin City, Monson, Zonneveld Dairies, Rolinda, and East Orosi to attend EAP community webinar
- Conducted webinar outreach via email lists managed by KRCD staff
- 6,000 direct mail pieces received in homes of impacted residents
- Completed first community outreach webinar on EAP drinking water solutions
- Coordinated interview between Fresno Bee Water Reporter with Charlotte Gallock to discuss Early Action Plan solutions and outreach efforts
- Drafted video storyboard for Early Action Plan outreach. This is a joint effort between the Kings River Water Quality Coalition and Kaweah Basin Water Quality Association

Kerman Fill Station Ribbon Cutting: External Affairs staff worked with City of Kerman staff to organize a ribbon cutting for the Kerman Fill Station. Created promotional flyer for event and drafted talking points. The event is scheduled for December 8 at 11 am.

CV-SALTS Public Education & Outreach Committee (PEOC) Meeting: I participated in the PEOC meeting. The committee discussed the importance of updating the outreach tracking spreadsheet with activities related to Management Zone discharger and community outreach. The committee also reviewed the draft fact sheet on salt control entitled, *New Salt Control Program for the Central Valley*. It was also noted that a salinity webinar is being scheduled for the February 2021 timeframe.

CT/dmr



4886 East Jensen Avenue
Fresno, California 93725


Tel: 559-237-5567
Fax: 559-237-5560

www.krcd.org

November 30, 2020

Memorandum

TO: David M. Merritt, Deputy General Manager, Chief Operating Officer

FROM: Charlotte Gallock, Director of Water Resources 

SUBJECT: Monthly Status Report for Water Resources and Environmental Division – November 2020

My report on water quality policy and implementation, water resources, and Water Resources and Environmental Division activities was prepared this month with assistance from Debra Dunn, Eric Athorp, Soua Lee, Vincent Sambrano, Jose Soto, Sonja Thiede, Lori Werner, and Jarrett Winther.

WATER QUALITY

Kings River Water Quality Coalition (KRWQC or Coalition)

KRWQC Board Meeting

The next KRWQC meeting is December 15th; no meeting was held in November.

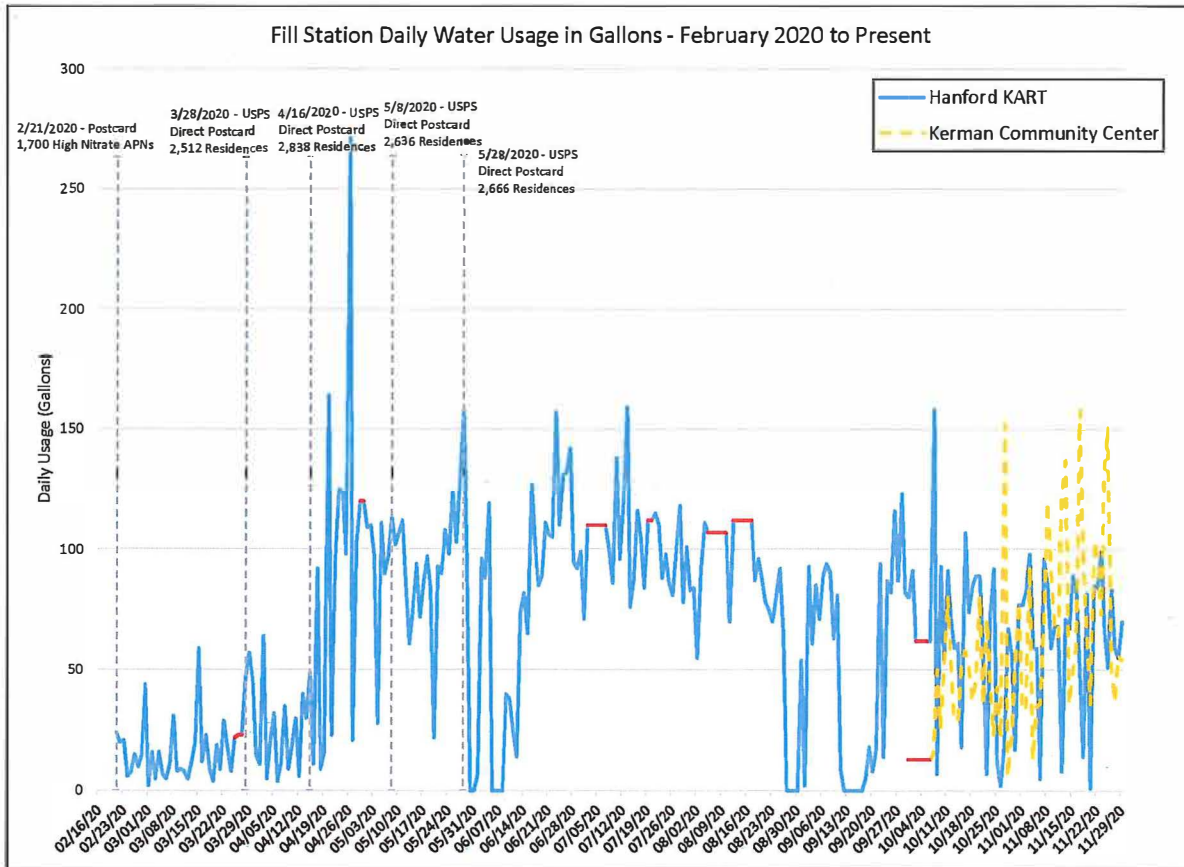
Fill Station Development and Construction

In November, the Hanford fill station averaged 65 gallons of daily water usage. Weekly bacteria samples collected at the fill station in November resulted in absent results. Staff continue to implement solutions and modify maintenance schedules as necessary at the fill station.

In November, the Kerman Fill Station averaged 75 gallons daily water usage. Weekly bacteria samples collected at the fill station in October resulted in absent results. The City of Kerman approved usage of their logo in fill station outreach postcards in late November. Postcards will be mailed in early December to nitrate impacted areas with additional mailings and marketing occurring December through February.

The County of Tulare Board of Supervisors approved the License Agreement for Fill Station Installation, Operation, and Maintenance at the Tulare County Dinuba Branch Library (150 S. I St., Dinuba, CA) on November 17th. Consultants for the KRWQC are working with the City of Dinuba on the building permit, which is anticipated in December.

David M. Merritt, Deputy General Manager, Chief Operating Officer
 November 30, 2020
 Page 2



Nitrate Management Zones

Staff continue to work with legal counsel for the formation of a non-profit organization for the KRWQC Management Zone, now called the Kings Water Alliance (KWA). Articles of incorporation were filed in November with bylaws and the seating of the Board anticipated in December. The KWA hosted a community engagement webinar on the Nitrate Control Program and Early Action Plan on November 19th. Webinar sessions focused on providing an overview of the Nitrate Control Program, the local management zone, early action plan, temporary replacement water, and staying engaged in the process. The next community engagement webinar will be held January 28, 2021. A KWA interim technical committee meeting will be held on December 4th. The KWA Board and/or stakeholders meeting is anticipated in mid-December.

Isotope Study – Phase 2

As of November 2020, KRWQC staff are working with consultants to finalize the report with Dr. Brad Esser. Staff had a conference call with Dr. Esser and his staff in November to discuss the findings of the overall study and the finalization of report's conclusions.

KRWQC Membership Activities

The new KRWQC Member Portal was launched to members on November 2nd. Members have been using the portal to pay their bills and edit their field acreage to prepare for 2020's reporting deadline on March 1, 2021. The internal reporting/delegate system has been built for members to begin their 2020 Nitrogen Reporting.

So far, we have received a total of 93 online payments (\$20,028) & 139 Check Payments (\$85,760) for a total of \$105,788.

Web-Based Submittal Database

The member portal went live on November 2nd. Members can access their member contact information, reset their password, make changes to enrolled parcels, view invoice, request a revised invoice as needed, make payments, utilize mapping tools, approve delegate permissions, access additional resources, member history and submit a Farm Evaluation and Irrigation and Nitrogen Management Plan (INMP) Summary Report. Outreach content will be available in December and Groundwater Management Practices Implementation Report will be available later. Web developers have provided a test version of the delegate portal and have begun review. Delegate access is scheduled to be rolled out on of December 2nd. Michael L. Johnson, LLC. (MLJ) provided a finalized version of the database frontend along with updated instructional material.

KRWQC Outreach Activities

The Coalition sent out emails to all members with an email address on file providing them with a temporary password and access to the updated member portal. Members were also provided a verification code on their invoice that would allow access to the member portal for those without an email address.

Nitrogen Management Plan Evaluation Packets will be mailed to all members at the beginning of December providing members with a summary of their 2017, 2018, and 2019 NMP Summary Report data; 3-year Nitrogen use evaluation when available; and 2019 Nitrogen use evaluation. Members are also informed of required further actions for identified outlier parcels.

Surface Water Quality Monitoring Plan Revisions

No updates to the development of a revised Surface Water Monitoring Plan occurred in November.

Surface Water Quality Sampling Activities

Surface water samples were collected from two out of eight sites at Manning Ave and Jackson Avenue on Monday, November 16th. Field sheets and photo documentation were collected at all sites, this included the six dry sites of Gould Canal, Tivy Valley, Lemoore Weir, Empire 2 Weir, Crescent Weir, and Stinson Weir. Due to a delay in the availability of the Department of Pesticide Regulation (DPR) data required for the completion of the Pesticide Evaluation Protocol (PEP), the Coalition requested and was granted an extension for the 2021 PEP submittal.

Drain Survey Activities

The November 2020 drain survey was conducted on the 16th and 24th of the month. The majority of the upper river from Army Corps Bridge to Hwy 41 was assessed on the 16th, along with a portion of the South Fork drains. The remainder of the drains were assessed on the 24th of November. In continuity with the sharp decrease in water deliveries, the river only flows past the city of Reedley and many drains were not discharging into the riverbed or isolated pools.

Groundwater Quality Trend Monitoring Plan

A meeting with the Regional Board to discuss the revised methodology for the Groundwater Quality Trend Monitoring Plan is anticipated in the next few months. Upon approval of the revised methodology, the Coalition anticipates further modifications to the well network and sampling procedures for 2021.

David M. Merritt, Deputy General Manager, Chief Operating Officer
November 30, 2020
Page 4

Groundwater Quality Trend Monitoring Activities

Groundwater data for 2020 has been processed and should be uploaded to GeoTracker by MLJ Environmental.

Comprehensive Groundwater Quality Management Plan

The Regional Water Quality Control Board is still reviewing the Groundwater Protection Targets submitted by the Coalitions, and once any issues are addressed, work on a revised Comprehensive Groundwater Management Plan that incorporates the Protection Targets and the Phase II MPIR will be drafted.

Southern San Joaquin Valley Management Practices Evaluation Program (MPEP) Committee

John Dickey reported that the Conservation Innovation Grant (CIG) application submitted by the MPEP group was not selected for funding. Consequently, technical work is being scaled back until the committee decides how to proceed. Fertilizer Research and Education Program (FREP) contract amendments are awaiting approval. Development of Nitrogen removed formulas are continuing. PlanTierra is working on the 2018 Nitrogen Summary Report data and incorporating it into the existing data set. Revisions to the ETa tool for the coalitions is awaiting data from DWR.

KRWQC/KRCD serves as the Fiscal Agent for this Committee. (Participants: Kings, Kaweah, Tule, Kern, Cawelo, Westside, Buena Vista Coalitions).

Central Valley Salinity Alternatives for Long-Term Sustainability (CV-SALTS)

The CV-SALTS Executive Committee met on November 19th. Management Zone governance structures are being formed and cooperative interactions between the Priority 1 subbasins developing Management Zones are underway. Four letters were received from the Environmental Justice Community regarding Basin Plan Amendment language that will be considered at the December Regional Water Quality Control Board meeting. Lastly, consultants discussed revisions to the Salinity Prioritization and Optimization Workplan including an agreement for permittees selecting to participate in the alternative salinity permitting approach.

KRWQC/KRCD is the fiscal agent for this group. (Participants: Kings, Kaweah, Tule, Kern)

Central Valley Groundwater Monitoring Collaborative (CVGMC)

The CVGMC has approved the workplan/budget proposed by Luhdorff & Scalmanini Consulting Engineers (LSCE) and is proceeding with the effort. Almost all the 2020 groundwater data has been reported by the CVGMC members and will be uploaded to GeoTracker. Kings data has been received, reviewed and uploaded.

KRWQC/KRCD is the fiscal agent for this group. (Participants: Cawelo, Buena Vista, East San Joaquin, Kern, Kings, Kaweah, Kern, Westside, Westlands)

Regional Water Quality Control Board (RWQCB) Activities

Regional Board staff have not taken any enforcement actions during the month of November 2020.

State Water Board Petition of the East San Joaquin General Order

The Superior Court has ruled against the Plaintiffs regarding their challenge to the East San Joaquin Order revisions. It is unclear if they will appeal, which if lost, would not only affect the Region 5 orders, but the legal challenges to the Region 3 (Central Coast) orders as well.

The Surface Water Expert Panel found that the East San Joaquin approach to Surface Water Monitoring was adequate and addressed the requirements of the Order. Some recommendations were made in the final report, which the Regional Board may or may not incorporate into other Surface Water Monitoring plans.

WATER RESOURCES

Sustainable Groundwater Management Act of 2014 (SGMA)

Groundwater Sustainability Planning (GSP) Related Activities

North Fork Kings Groundwater Sustainability Agency (GSA) Implementation

The North Fork Kings GSA has two policies including the GSA's Rules and Regulations and Groundwater Banking Policy available for review and comment. The Rules and Regulations will lay the foundation for monitoring, well registration, measurement, and data management. The Banking Policy discusses the GSA's role in new project development. Comments will be accepted until December 2nd, and it is anticipated that the NFK Board will consider approval in mid-December.

North Fork Kings GSA Grant Activities

Round 3, Invoice 8 was submitted to DWR for review on November 25, 2020.

South Fork Kings GSA Implementation

The comment period for the South Fork Kings GSA's Groundwater Data Protection policy concluded on November 18th; no comments were received. The policy is intended to ensure data confidentiality as the GSA collects needed information from groundwater extractors. The SFK GSA Board will consider adoption of the policy at the December meeting.

South Fork Kings GSA Grant Activities

In November, the Regional Board contacted staff regarding the Aquifer Storage and Recovery pilot project and concluded that a waste discharge permit is not necessary for the pilot project. As such, the consultant will proceed with the next phase of the project.

California Statewide Groundwater Elevation Monitoring Program (CASGEM)

Data has been collected by KRCD staff on our monitoring well network, and data is being reported slowly from the other cooperating agencies. Follow up with those who have not reported data took place mid-November. Some of the missing data was received, data sharing discussions are occurring to determine the level of participation in regions where data was not received.

KRCD Subsidence Monitoring

KRCD has received executed subsidence cost-sharing agreements or promises of signed agreements based on completed board approvals. Two GSA's, James and McMullin Area,

David M. Merritt, Deputy General Manager, Chief Operating Officer
 November 30, 2020
 Page 6

opted not to approve the agreement. Kings River East and Central Kings recently approved the agreement; the survey of their areas is scheduled for early December.

The rest of the 2020 subsidence survey, including SGMA network points and KRCD levee monitoring points, was completed in October. Staff are compiling notes, pictures, and data but is waiting until the whole survey is complete to avoid unnecessary additional processing time for the surveys that were recently approved.

Kings Basin Water Authority (KBWA)

Board of Directors

The next regular meeting of the KBWA Board of Directors is scheduled for April 21, 2021.

Advisory Committee

The next regular meeting of the KBWA Advisory Committee is scheduled for March 17, 2021.

Prop 1 Disadvantaged Communities (DACs) Involvement Grant

The next meeting of the Project Advisory Committee is scheduled for January 21, 2021.

Prop 1, Round 1 IRWM Implementation Grant

Fresno Metropolitan Flood Control District (FMFCD) and KRCD staff continue to work with DWR on finalizing the grant agreement.

Inter-regional and Statewide Coordination

A Roundtable of Regions meeting was held on November 18th via Zoom. The Roundtable received updates from DWR on IRWM related programs including the status of the Prop 1 DAC Involvement Program and Prop 1 Round 1 Implementation grant awards. The Roundtable also received reports from Steering Committee members regarding the IRWM Pre-Summit Orientation held on September 10th; Maven's Notebook blog post activities; the IRWM-SGMA Webinar held on September 23rd; and the DAC Virtual Summit held on October 8th, 13th, and 14th. Lastly, the Roundtable was informed of a letter from the San Francisco IRWM group requesting the Roundtable's assistance in developing guidance on how to ensure racial equity in IRWM. The Roundtable intends to form a workgroup to further explore this topic.

Kings River Conservation District Grants

McMullin On-Farm Flood Water Capture and Recharge Project

Staff continue to work with DWR on requesting release of retention for several project tasks that have been completed.

Prop 84 Statewide Flood Emergency Response Grant Program

No activities to report.

WATER RESOURCES DIVISION ACTIVITIES

Geographic Information System (GIS) Projects

SGMA

Work has begun on a set of school district maps for External Affairs to use in outreach for the Kings Subbasin GSAs. Staff will review, compile, and share the fall groundwater

David M. Merritt, Deputy General Manager, Chief Operating Officer
November 30, 2020
Page 7

measurements with the subbasin consultants once the field crew has finished inputting the data.

KRWQC

Staff wrote an explanation of the GPS survey process used for the trend monitoring wells and is verifying the data included in the revised plan.

Flood Maintenance

Staff created a map of parcels and owners near the eastern Excelsior Bridge (near Lemoore Weir) for law enforcement use. Staff are researching as-built drawing and historical aerial photographs to help determine the status of a canal adjacent to the levee system. Work continues to digitize the Right-of-Way and easement paper files.

ENVIRONMENTAL DIVISION

Flood Maintenance Support Activities

On November 6th, staff completed post-project biological surveys for a Flood Maintenance repair to the land-side slope of the levee near the Lemoore Well Field. On November 13th, post-project biological surveys were conducted for erosion repair to the levee in three sites between Lacey Avenue and Fremont Avenue.

Fisheries Management Program (FMP)

Incubator Building

There has been limited response from volunteers to the trout incubator program for the upcoming rearing period. Four waivers have been returned by volunteers, and a handful of additional volunteers have indicated interest but have yet to return waivers. The incubator is currently offline until December 2020; operations will resume at the end of the month.

HOBO Temperature Loggers

HOBO temperature loggers were downloaded by staff on November 17th and 20th. Of the nine loggers located between the Army Corps of Engineer bridge and Highway 180, five were repositioned to spots which should contain the loggers within the wetted channel year-round. This should provide a greater understanding of temperature within the river and may provide insight into locations trout may be able to hold in during periods of thermal stress elsewhere in the river.

Electrofishing

Staff continue to work on generating a comprehensive electrofishing report for the years 2007-2019. Data from past years has completed the verification process and is now being organized into annual tables for inclusion in the report and being prepared for analysis.

Executive Committee Meeting (ExCom)

ExCom met on October 5th; topics discussed included reservoir and water conditions, planned trout incubator operations, a report on planned and completed fish stocking in the lower Kings River, and a report on the status of the projects selected for habitat enhancement of the lower river. California Dept. of Fish and Wildlife (CDFW) provided the ExCom with a presentation of their findings of the creel survey conducted this past winter on the lower Kings River. The next meeting is scheduled for April 1, 2021.

David M. Merritt, Deputy General Manager, Chief Operating Officer
November 30, 2020
Page 8

Technical Steering Committee (TSC)

The TSC met on November 24th. Topics discussed included reservoir and water conditions, including projections of the upcoming water year, the status of stocking on the lower river, and a discussion of the budget and task proposal developed by Cramer Fish Sciences of the three habitat enhancement projects the TSC is considering. The next regular meeting is scheduled for January 26, 2021.

Public Advisory Group (PAG)

The PAG meeting was conducted via Zoom on November 17th, KRWA staff provided updates to the public on reservoir and water conditions, KRCD staff provided updates on the incubator activities and the status of supplemental stocking, and CDFW provided a stocking report for the annual allocation. For December, the PAG will receive an update via e-mail of reservoir and river conditions, as well as stocking information. The next live PAG meeting is scheduled to occur via Zoom on January 19, 2021.

Stocking

Supplemental Stocking Plan

Supplemental stocking of rainbow trout by Calaveras Trout Farm (CTF) began the week of November 1st. Stocking of catchable sized trout occurred weekly, except for the week of November 8th as there were concerns water temperature was still too high to safely stock trout. Weekly stocking resumed the week of November 15th. For November, 3,500 lbs. (~10,500 trout), were released into the Kings River, with ~80% into the Put & Take Zone (Reach 1) and ~20% into the Catch & Release Zone (Reach 2).

CDFW Annual Budgeted Stocking

Stocking by CDFW in the lower Kings River occurred bi-weekly in November. Since July, 10,360 brook trout (5,200 lbs.), and 26,885 rainbow trout (3,275 lbs.) have been stocked in the river. Of those fish, 25,025 trout were sub-catchable size while the remainder were catchable sized. Stocking of 400 lbs. of catchable trout is expected to occur bi-weekly for the near term. Eighteen thousand pounds of trout are expected to be delivered to the lower Kings River in the current fiscal year. The annual allotment will include sub-catchable, catchable, and super-catchable or trophy sized trout and will consist of both rainbow trout and brook trout.

CG/dmr

R20-0057
File: 202.03




4886 East Jensen Avenue
Fresno, California 93725

Tel: 559-237-5567
Fax: 559-237-5560

www.krcdd.org

December 2, 2020

Memorandum

TO: Paul G. Peschel, P.E., General Manager
 FROM: David M. Merritt, Deputy GM 
 SUBJECT: Monthly Status Report – November 2020

This report covers the activities of the Jeff L. Taylor Pine Flat Power Plant, Kings River Flood Operations & Maintenance, Environmental / Fisheries, Capital and Grant Projects. Accounting / Business Operations and Water Resources are provided separately from the CFO and Director of Water Resources, respectively.

JEFF L. TAYLOR PINE FLAT POWER PLANT

Reservoir Status:

The reservoir elevation began the month at 761.45 feet (ft.) and storage of 204,865 acre-feet (AF). As of December 1, 2020, the reservoir elevation was 762.67 ft. and storage of 207,987 AF. Turbine discharge for the month was zero. Discharge through the turbine bypass system was zero AF. Spill from the dam for the month was 7,434 AF. Flow from Mill and Hughes Creeks was zero AF.

Power Plant Generation:

No generation occurred.

Unit Status:

Unit #	Gross MWhrs	In-Service Hours	Standby Hours	Out of Service Hours
1	0	0	0	721
2	0	0	0	721
3	0	0	0	721
TOTAL	0			

Administrative:

COVID-19 preventative measures:

- Continue to abide by Fresno County and State orders/recommendations
- Increased preventative measures are in place

Federal Energy Regulatory Commission (FERC) License Renewal – the final Project Boundary Amendment request was submitted to FERC on November 13, 2020.

Work continued over the month with our Utility Rate Consultant reviewing the status of the Pine Flat Power Purchase Agreement and developing a revised budgeting process.

Operations & Maintenance:

- Annual maintenance continued through the month.
- The compartment fire monitoring systems was upgraded on all three generators
- We have been working with California Department of Water Resources (CDWR) concerning asset management of the high voltage yard instrument transformers. The facility is pulling together a list of all major equipment with installed date and we will plan a significant replacement of this equipment next budget cycle.
- The remaining enhancements will be added to the newly upgraded generator protection relays the second week of December.
- Coordination with Pacific Gas & Electric (PG&E) and CDWR continues regarding scheduling replacement of the transmission line air switch gearbox.

*** The facility is under an approved CAISO outage for annual maintenance***

Environmental, Health and Safety (EH&S):

Facility safety record as of December 1, 2020 - 1040 days without a lost-time incident.

Monthly safety meetings covered Drivers Safety and High Voltage yard outage.

Regulatory Compliance:

The following items were completed:

- Energy Information Administration - Form 923M – November production report.
- Annual FERC Emergency Action Plan test was completed

NERC/WECC Compliance:

All monthly inspections were completed, and the reports filed in the program – North American Electric Reliability Corporation (NERC) Generating Availability Data System (GADS) updated.

The 2021 NERC audit list has been generated and we are not on it. Our last audit was performed 2012 and typically performed every eight years.

Personnel:

We are currently recruiting for a Plant Manager – expect to have this position filled by January 2021

Forecast / Reports:

The monthly Power Generation and Reservoir Forecast for the twelve-month period commencing December 1, 2020, attached.

2020/21 Power Revenue Budget to Actual – Budget was based on \$7.6/MWhr – Escalation is \$7.7/MWhr			
Month	Budgeted Revenue - Gross	Actual (AR) / Forecasted (FR) Revenue - Gross	Over / (Short) Based On Actual - Gross
July	\$557,680	\$689,227 - AR	\$131,547
August	\$404,040	\$180,884 - AR	(\$223,155)
September	\$74,480	\$5,330 - AR	(\$69,150)
October	-	-	
November	-	-	
December	-	-	
January	-	-	
February	-	-	
March	-	-	
April	-	-	
May	\$267,070	\$178,660 - FR	
June	\$715,730	\$539,050 - FR	
Total:	\$2,019,000	\$1,593,151 = AR+FR	(\$425,849) - projected

FUTURE POWER / WATER STORAGE RELATED ITEMS

Pine Flat – Unit 4:

Based on turbine manufacturer responses, we have a potential technology that may be feasible. Based on this current financial analysis, we developed a Request for Proposal to have a Computation Fluid Dynamic model developed of the penstock and associated bypass. Pending results of this modeling effort, the project will continue to advance.

Water Storage Opportunity Projects:

The final DRAFT has been received and pending potential presentation to KRWA units – to be determined.

FLOOD DIVISION

Administrative:

COVID-19 preventative measures:

- Maintenance staff continues to work on an individual basis to allow for social distancing
- Continue to abide by Fresno County and State orders/recommendations
- Increased routine cleaning of common areas

Pulling together the semi-annual inspection report for the U.S. Army Corps of Engineers (USACE).

Staff is comparing the current USACE Flood Project inspection results against the 2012 report and planning to develop a process to better track completed items versus outstanding.

Operations and Maintenance Activities:

- Levee grading – 1.35 mile
- Levee mowing – 19 miles
- Channel mowing / discing – 80 acres
- Weed control (spraying) along levee – 14.5 miles
- Rodent control program – continuous over month
- Sediment removed from channel – 10,800 cubic yards.

- Brushing overhanging vegetation and removing fallen trees along the levee – 0.2 miles of levee and two new piles.
- Five unauthorized encroachments were removed from the Project Levees, addressing USACE inspection point issues.

Environmental, Health and Safety (EH&S):

Safety record as of December 1, 2020 – 1,006 days without a lost time incident.

Monthly safety topics covered Safety Takes Courage, Electrical Safety Basic Principles and ongoing COVID19.

Personnel:

No update currently.

GRANT ACTIVITIES

McMullin On-Farm Flood Water Project (Terranova):

Work over the month:

- The project team continues to work on the Flood Flow Capture Program.
- Pending new Flood Water Use Agreement from Kings River Water Association (KRWA).

Levee Evaluation Grant:

Staff is working to close this grant out with CDWR.

Statewide Flood Emergency Response Grant Program:

Our consultant (GEi) is developing a modeling presentation for the respective counties within our area of responsibility.

Prop 68 – Invasive Plant Species:

KRCD in partnership with Tulare Lake Resource Conservation District was awarded \$1.6M for work along the Kings River removing invasive species and trash.

Post reward, I have spoken with Fresno Irrigation District (Bill Stretch) concerning questions around this grant project and have provided a detailed email explanation and including Consolidated Irrigation District and Alta Irrigation District (Upper River) in that communication.

Weather Modification Services:

The program for the 2020/21 season is underway. As a reminder, it is 100% ground based this season.

DM/sjs

R20-0060
File: 202.03

**KINGS RIVER CONSERVATION DISTRICT
PINE FLAT POWER PLANT - POWER GENERATION FORECAST**

DATE OF FORECAST : **1-December-2020**
 RESERVOIR STORAGE : **207,987 AF**

BASIS OF DATA :

1. BASED ON 50% CNRFC PROBABILITY FOR DEC 2020 THROUGH NOV 2021
2. IRRIGATION DEMAND PROJECTIONS BY KRWA AS OF 11/30/2020.
3. PINE FLAT RESERVOIR INFLOW ADJUSTED FOR EFFECTS OF ANTICIPATED UPSTREAM RESERVOIR OPERATIONS.
4. ENERGY PAYMENT RATE ASSUMED TO BE \$0.0077/kWhr (\$7.7/MWH)

		EOM STORAGE AF	EOM ELEV FT	AVG INFLOW CFS	AVG OUTFLOW CFS	AVG TURB Q CFS	AVG SPILL CFS	AVG GEN MW	MIN GEN MW	MAX GEN MW	GEN MWH	ENERGY PAYMENT \$1000
DEC	2020	212,968	764	231	150	0	150	0.00	0.00	0.00	0	0.00
JAN	2021	233,471	772	483	150	0	150	0.00	0.00	0.00	0	0.00
FEB	2021	265,006	783	718	150	0	150	0.00	0.00	0.00	0	0.00
MAR	2021	304,782	796	1,147	500	0	500	0.00	0.00	0.00	0	0.00
APR	2021	413,894	828	2,334	500	0	500	0.00	0.00	0.00	0	0.00
MAY	2021	576,443	868	4,144	1,500	1,500	0	31.19	28.35	33.53	23,202	178.66
JUN	2021	493,130	849	3,100	4,500	4,500	0	97.31	93.60	100.58	70,065	539.50
JUL	2021	266,572	783	1,315	5,000	4,979	21	88.67	73.44	103.00	65,970	507.97
AUG	2021	103,448	714	847	3,500	3,274	226	37.02	0.00	53.03	27,539	212.05
SEP	2021	119,070	722	763	500	0	500	0.00	0.00	0.00	0	0.00
OCT	2021	121,317	724	337	300	0	300	0.00	0.00	0.00	0	0.00
NOV	2021	128,468	727	270	150	0	150	0.00	0.00	0.00	0	0.00
12 MONTH TOTALS :				1309	1419	1198	220	21.32			186,777	\$ 1,438 47.4% of normal generation yr.

512.03.07

KINGS RIVER CONSERVATION DISTRICT PINE FLAT POWER PLANT - RESERVOIR OPERATION FORECAST								
DATE OF FORECAST : 1-December-2020 RESERVOIR STORAGE : 207987 AF BASIS OF DATA : 1. BASED ON 50% CNRFC PROBABILITY FOR DEC 2020 THROUGH NOV 2021 2. IRRIGATION DEMAND PROJECTIONS BY KRWA AS OF 11/30/2020. 3. PINE FLAT RESERVOIR INFLOW ADJUSTED FOR EFFECTS OF ANTICIPATED UPSTREAM RESERVOIR OPERATIONS.								
		EOM STORAGE AF	EOM ELEV FT	INFLOW AF	OUTFLOW AF	GAIN OR (LOSS) AF	AVG INFLOW CFS	AVG OUTFLW CFS
DEC	2020	212,968	764	14,204	9,223	4,981	231	150
JAN	2021	233,471	772	29,726	9,223	20,503	483	150
FEB	2021	265,006	783	39,866	8,331	31,535	718	150
MAR	2021	304,782	796	70,520	30,744	39,776	1,147	500
APR	2021	413,894	828	138,864	29,752	109,112	2,334	500
MAY	2021	576,443	868	254,780	92,231	162,549	4,144	1,500
JUN	2021	493,130	849	184,456	267,769	(83,313)	3,100	4,500
JUL	2021	266,572	783	80,880	307,438	(226,558)	1,315	5,000
AUG	2021	103,448	714	52,082	215,207	(163,125)	847	3,500
SEP	2021	119,070	722	45,374	29,752	15,622	763	500
OCT	2021	121,317	724	20,694	18,446	2,248	337	300
NOV	2021	128,468	727	16,076	8,926	7,150	270	150
12 MONTH TOTALS :				947,522	1,027,041		1,309	1,419

EOM - End of Month

AF - Acre Feet

CFS - Cubic Feet per Second

NOTE: The above forecast is subject to possible drastic changes from month to month depending on weather and other factors. Accordingly it should not be considered reliable for planning purposes.

512.03.07

**PINE FLAT POWER PLANT
MONTHLY REPORT**

Month: NOV
Year: 2020

RESERVOIR

Start Elevation 761.45
End Elevation 762.67

Start Storage 204865 AF
End Storage 207987 AF
Thru Plant 0 AF
Spill 0 AF
Mill Creek & Hughes 0 AF
Turbine Bypass 7434 AF

POWER PLANT

Unit #	HRS			
	MW	In Service	Standby	OOS
1	0.00	0.00	0.00	721.00
2	0.00	0.00	0.00	721.00
3	0.00	0.00	0.00	721.00
Total	0.00	0.00	0.00	2163.00
			ULH	0.00

Station Service Use	
P.G.E (kWhrs)	0
Station Transf.(kWhrs)	84200
Diesel Gen. Run (Hrs)	1.1

MWh Generated **0**

Comments - Include Major Equipment Problems:

34 Work Authorizations issued. 1040 Days worked without a lost time accident or injury.
Facility outage OMS #9154182 0700 hour, 9/28/2020 to 1530 hours, 1/29/2021.
U/1 Annual LOTO C-20-PF-82 Released 11/30/2020
File: 512.09.07
KRCD 512138

This Page Intentionally Blank




4886 East Jensen Avenue
 Fresno, California 93725
 Tel: 559-237-5567
 Fax: 559-237-5560
 www.krcd.org

December 1, 2020

Memorandum

TO: Paul G. Peschel, P.E., General Manager

FROM: Brian Trevarrow, CFO 

SUBJECT: Monthly Status Report of Activities for the Month of November 2020

This is the monthly status report for the CFO for the month of November 2020, and includes input from the Finance, Human Resources and Admin Departments.

I presented financial reports at the meeting of the McMullin Area Groundwater Sustainability Agency (MAGSA) and attended a South Fork Kings Groundwater Sustainability Agency (SFKGSA) finance committee.

The Other Post-Employment Benefit (OPEB) actuarial evaluation was completed in November. The District's calculated total OPEB liability decreased from \$8.6 million to \$7.9 million. Factors that influenced the decrease include the participant census at the measurement date, updated mortality and demographic tables and an updated medical inflation trend rate.

The KRCD audit was completed in December and will be presented at the December board meeting. The audits of the Kings River Water Quality Coalition and the Groundwater Sustainability Agencies are in process. Auditors have been performing the audits remotely, examining the books and records and working with staff to answer questions and perform testing of the financial statements.

Stacy Wright, Manager of Human Resources, attended various on-line webinars and training sessions to keep her understanding of ever-changing HR issues and laws up to date. In November, Stacy notified the employees and directors of the open enrollment opportunities for the District's health insurance and Section 125 Cafeteria plans for the year. Throughout the month, Stacy continued to coordinate and manage recruitments for the Hydroelectric Power Plant Manager and Program and Regulatory Analyst for the environmental program. The vacancies are open until filled and are expected to be filled by the first of the year.

BT/dmr

R20-0059
 File: 202.03

This Page Intentionally Blank

KINGS RIVER CONSERVATION DISTRICT BUDGET TO ACTUAL COMPARISON



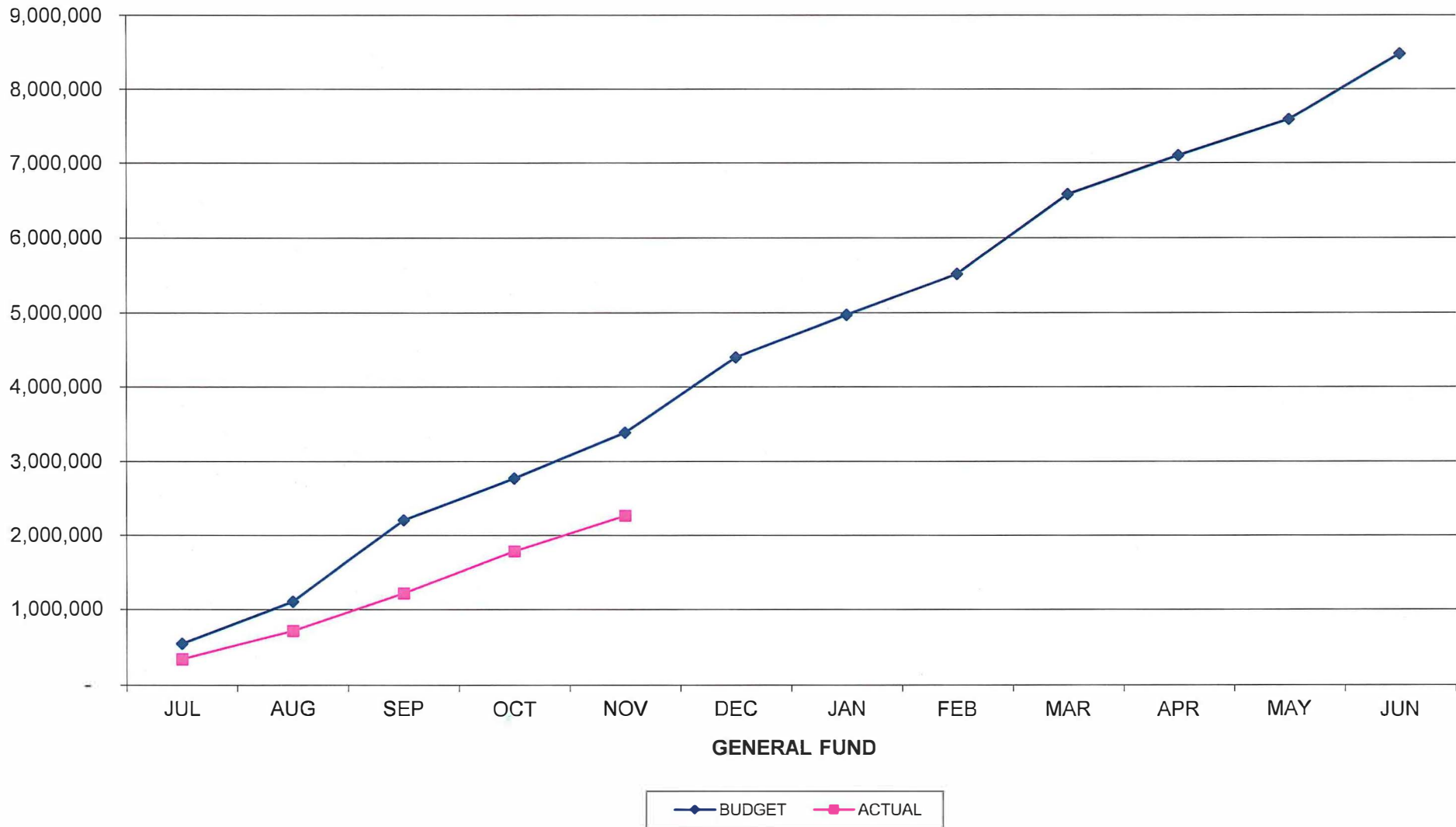
KINGS RIVER CONSERVATION DISTRICT
Summary Budget Comparison - ALL FUNDS (201.17.04)

AGENDA ITEM 9a.

From 11/1/2020 Through 11/30/2020
Current Period Budget

Account Code	Account Title	Current Period Actual	Original	Total To Date Actual	2020-2021 Budget	Total Budget Variance YTD	Percent of Budget Used
51000	SALARIES & WAGES	317,732.12	326,166.00	1,677,444.75	4,317,268.00	2,639,823.25	38.85%
51011	DIRECTORS COMPENSATION	3,500.00	3,500.00	17,500.00	42,000.00	24,500.00	41.67%
51021	PENSION PLAN	19,202.14	23,685.00	111,614.59	307,903.00	196,288.41	36.25%
51022	PAYROLL TAXES	21,199.40	24,802.00	124,953.02	322,428.00	197,474.98	38.75%
51030	EMPLOYEE HEALTH INSURANCE	70,920.24	79,963.00	353,307.58	959,559.00	606,251.42	36.82%
51033	UNEMPLOYMENT INSURANCE	2,149.00	417.00	2,149.00	5,000.00	2,851.00	42.98%
52050	SAFETY SUPPLIES	889.86	2,662.00	5,298.46	31,479.00	26,180.54	16.83%
52060	COMMUNICATIONS	21,440.41	5,768.00	37,703.22	69,804.00	32,100.78	54.01%
52090	HOUSEHOLD EXPENSE	236.57	1,058.00	2,246.49	12,745.00	10,498.51	17.63%
52100	INSURANCE & BONDS	9,181.52	12,066.00	504,589.49	463,956.00	(40,633.49)	108.76%
52120	MAINTENANCE - EQUIPMENT	12,593.01	21,638.00	89,426.65	300,654.00	211,227.35	29.74%
52130	MAINTENANCE - STRUCTURES	14,528.85	65,644.00	93,053.33	748,075.00	655,021.67	12.44%
52140	FMP PROGRAM	1,115.00	11,071.00	1,115.00	111,848.00	110,733.00	1.00%
52150	MEMBERSHIPS	400.00	3,331.00	30,638.00	44,360.00	13,722.00	69.07%
52160	MISCELLANEOUS	74,789.96	81,762.00	75,972.09	99,002.00	23,029.91	76.74%
52170	OFFICE EXPENSE	7,433.89	11,023.00	39,509.47	181,520.00	142,010.53	21.77%
52181	LEGAL SERVICES	5,568.00	8,458.00	10,661.00	101,500.00	90,839.00	10.50%
52182	ACCOUNTING SERVICES	1,630.00	3,100.00	16,615.00	39,600.00	22,985.00	41.96%
52183	ENGINEERING SERVICES	1,175.00	51,142.00	25,647.84	433,700.00	408,052.16	5.91%
52184	WEATHER MODIFICATION	0.00	0.00	0.00	391,550.00	391,550.00	0.00%
52186	PROFESSIONAL & SPECIAL	47,014.87	72,076.00	221,458.72	594,287.00	372,828.28	37.26%
52188	BANK SERVICE FEES	242.00	217.00	1,503.17	2,600.00	1,096.83	57.81%
52190	PUBLICATIONS & LEGAL NOTICES	0.00	283.00	0.00	3,400.00	3,400.00	0.00%
52200	RENTS & LEASES - EQUIPMENT	8.49	3,375.00	833.96	44,450.00	43,616.04	1.88%
52210	RENTS & LEASES - STRUCTURES	0.00	0.00	0.00	97,100.00	97,100.00	0.00%
52220	SMALL TOOLS & INSTRUMENTS	884.26	3,264.00	3,817.49	46,215.00	42,397.51	8.26%
52230	DISTRICT SPECIAL EXPENSE	1,332.82	6,275.00	19,259.82	107,670.00	88,410.18	17.89%
52250	TRANSPORTATION & TRAVEL	6,116.13	13,266.00	24,465.23	167,740.00	143,274.77	14.59%
52260	UTILITIES	28,296.79	46,689.00	51,927.85	253,190.00	201,262.15	20.51%
53280	PAYMENTS TO OTHER AGENCIES	5,669.50	1,650.00	12,669.50	1,496,900.00	1,484,230.50	0.85%
53300	FERC	22,500.00	22,500.00	339,974.58	743,856.00	403,881.42	45.70%
54000	CAPITAL OUTLAYS	<u>104,203.42</u>	<u>107,000.00</u>	<u>104,203.42</u>	<u>204,000.00</u>	<u>99,796.58</u>	<u>51.08%</u>
Report Difference		<u>801,953.25</u>	<u>1,013,851.00</u>	<u>3,999,558.72</u>	<u>12,745,359.00</u>	<u>8,745,800.28</u>	<u>31.38%</u>

KINGS RIVER CONSERVATION DISTRICT BUDGET TO ACTUAL COMPARISON

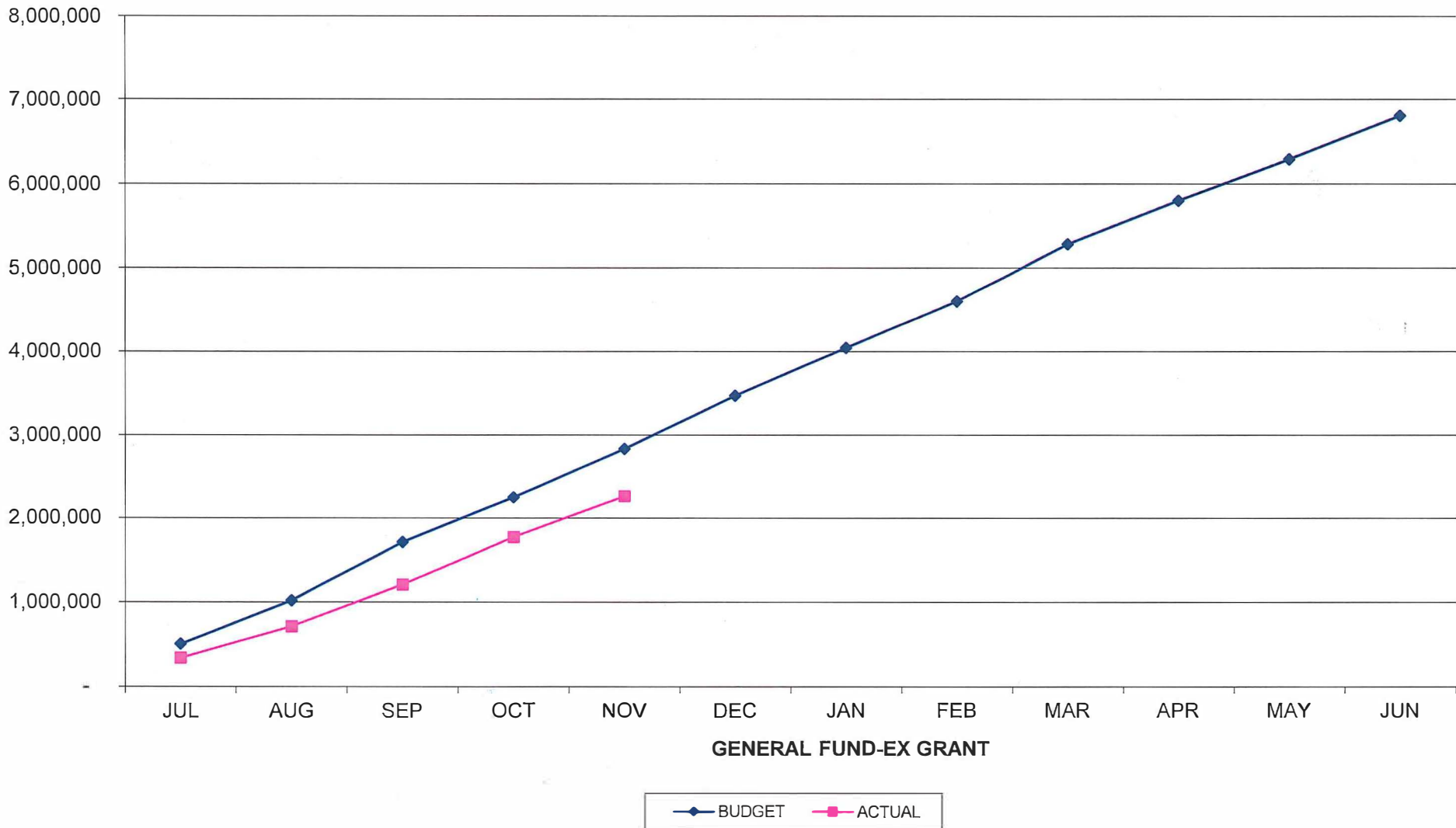


KINGS RIVER CONSERVATION DISTRICT
 Summary Budget Comparison - GENERAL FUND (201.17.04)
 From 11/1/2020 Through 11/30/2020
 EXP

AGENDA ITEM 9a.

Account Code	Account Title	Current Period Budget -			2020-2021 Budget	Total Budget Variance	Percent of Budget
		Current Period Actual	Original	Total To Date Actual		YTD	Used
51000	SALARIES & WAGES	188,723.95	189,349.00	1,001,702.10	2,538,664.00	1,536,961.90	39.46%
51011	DIRECTORS COMPENSATION	3,500.00	3,500.00	17,500.00	42,000.00	24,500.00	41.67%
51021	PENSION PLAN	19,202.14	23,685.00	111,614.59	307,903.00	196,288.41	36.25%
51022	PAYROLL TAXES	21,199.40	24,802.00	124,953.02	322,428.00	197,474.98	38.75%
51030	EMPLOYEE HEALTH INSURANCE	70,920.24	79,963.00	353,307.58	959,559.00	606,251.42	36.82%
51033	UNEMPLOYMENT INSURANCE	2,149.00	417.00	2,149.00	5,000.00	2,851.00	42.98%
52050	SAFETY SUPPLIES	803.59	1,462.00	3,881.04	17,079.00	13,197.96	22.72%
52060	COMMUNICATIONS	2,372.26	2,228.00	12,831.07	27,324.00	14,492.93	46.96%
52090	HOUSEHOLD EXPENSE	0.00	258.00	145.42	3,145.00	2,999.58	4.62%
52100	INSURANCE & BONDS	9,181.52	12,066.00	117,731.76	218,456.00	100,724.24	53.89%
52120	MAINTENANCE - EQUIPMENT	8,391.22	7,548.00	29,548.01	105,275.00	75,726.99	28.07%
52130	MAINTENANCE - STRUCTURES	12,623.57	62,494.00	90,382.58	710,275.00	619,892.42	12.73%
52140	FMP PROGRAM	1,115.00	11,071.00	1,115.00	111,848.00	110,733.00	1.00%
52150	MEMBERSHIPS	400.00	3,331.00	30,638.00	41,410.00	10,772.00	73.99%
52160	MISCELLANEOUS	862.83	1,612.00	2,022.96	15,902.00	13,879.04	12.72%
52170	OFFICE EXPENSE	6,791.36	7,078.00	36,767.13	143,280.00	106,512.87	25.66%
52181	LEGAL SERVICES	5,410.00	4,458.00	9,403.00	53,500.00	44,097.00	17.58%
52182	ACCOUNTING SERVICES	1,630.00	3,100.00	16,615.00	19,000.00	2,385.00	87.45%
52183	ENGINEERING SERVICES	555.00	33,142.00	4,984.50	217,700.00	212,715.50	2.29%
52184	WEATHER MODIFICATION	0.00	0.00	0.00	352,395.00	352,395.00	0.00%
52186	PROFESSIONAL & SPECIAL	19,433.40	17,479.00	139,617.29	211,245.00	71,627.71	66.09%
52188	BANK SERVICE FEES	242.00	217.00	1,503.17	2,600.00	1,096.83	57.81%
52190	PUBLICATIONS & LEGAL NOTICES	0.00	83.00	0.00	1,000.00	1,000.00	0.00%
52200	RENTS & LEASES - EQUIPMENT	8.49	3,225.00	833.96	38,400.00	37,566.04	2.17%
52210	RENTS & LEASES - STRUCTURES	0.00	0.00	0.00	95,100.00	95,100.00	0.00%
52220	SMALL TOOLS & INSTRUMENTS	780.93	1,914.00	2,299.20	25,015.00	22,715.80	9.19%
52230	DISTRICT SPECIAL EXPENSE	1,028.82	4,275.00	18,680.82	78,670.00	59,989.18	23.75%
52250	TRANSPORTATION & TRAVEL	5,651.59	11,171.00	22,444.57	139,800.00	117,355.43	16.05%
52260	UTILITIES	461.71	1,039.00	1,876.77	10,840.00	8,963.23	17.31%
53280	PAYMENTS TO OTHER AGENCIES	4,469.50	1,650.00	11,469.50	1,495,700.00	1,484,230.50	0.77%
54000	CAPITAL OUTLAYS	<u>104,203.42</u>	<u>107,000.00</u>	<u>104,203.42</u>	<u>168,000.00</u>	<u>63,796.58</u>	<u>62.03%</u>
	Total EXP	<u>492,110.94</u>	<u>619,617.00</u>	<u>2,270,220.46</u>	<u>8,478,513.00</u>	<u>6,208,292.54</u>	<u>26.78%</u>
Report Difference		<u>492,110.94</u>	<u>619,617.00</u>	<u>2,270,220.46</u>	<u>8,478,513.00</u>	<u>6,208,292.54</u>	<u>26.78%</u>

KINGS RIVER CONSERVATION DISTRICT BUDGET TO ACTUAL COMPARISON

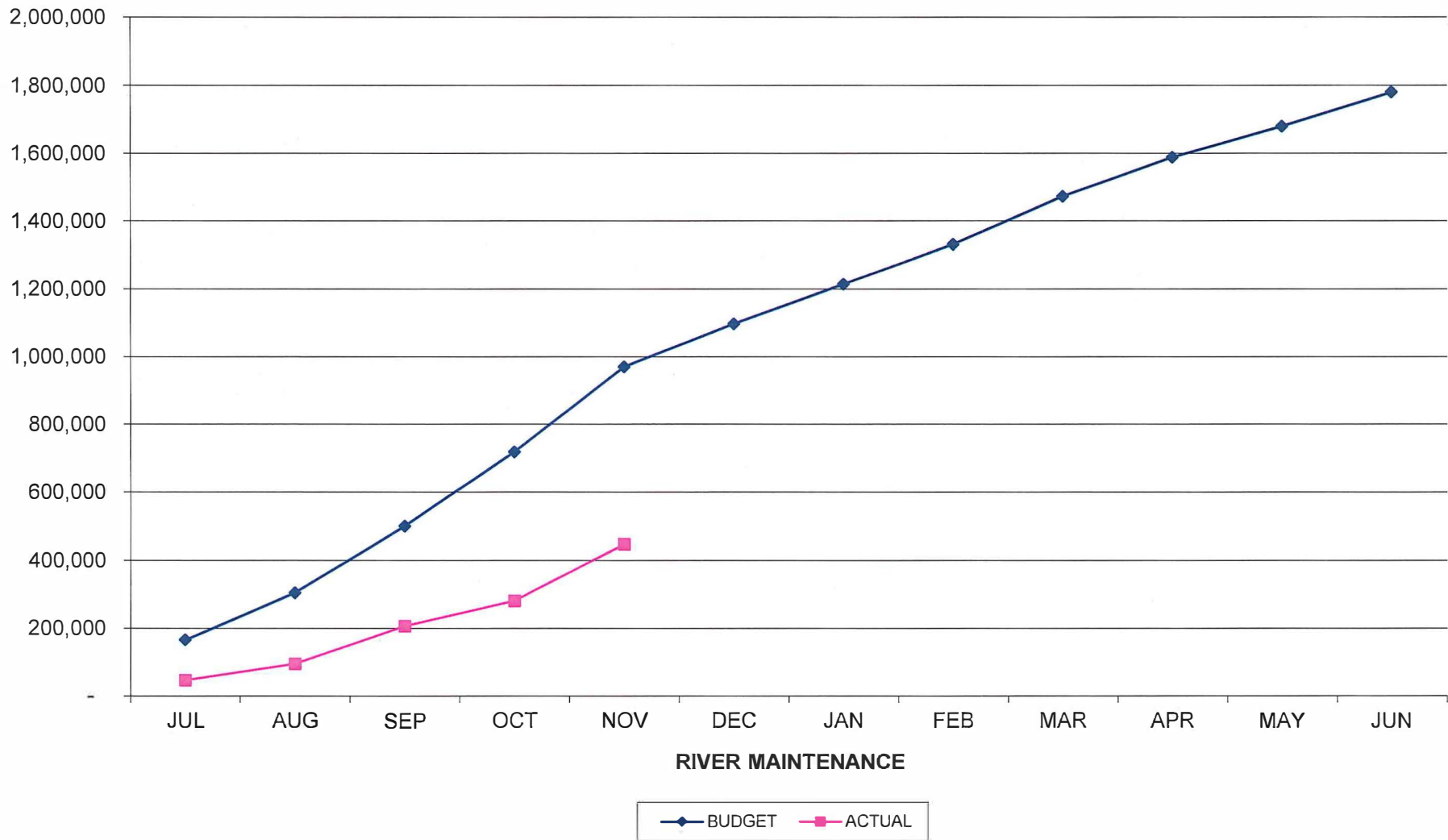


KINGS RIVER CONSERVATION DISTRICT
 Summary Budget Comparison - GENERAL FUND (201.17.04) EX GRANTS
 From 11/1/2020 Through 11/30/2020
 EXP

AGENDA ITEM 9a.

Account Code	Account Title	Current Period Budget		Total To Date Actual	2020-2021 Budget	Total Budget Variance	Percent of Budget
		Current Period Actual	Original			YTD	Used
51000	SALARIES & WAGES	188,646.77	187,997.00	997,944.07	2,521,082.00	1,523,137.93	39.58%
51011	DIRECTORS COMPENSATION	3,500.00	3,500.00	17,500.00	42,000.00	24,500.00	41.66%
51021	PENSION PLAN	19,202.14	23,685.00	111,614.59	307,903.00	196,288.41	36.24%
51022	PAYROLL TAXES	21,199.40	24,802.00	124,953.02	322,428.00	197,474.98	38.75%
51030	EMPLOYEE HEALTH INSURANCE	70,920.24	79,963.00	353,307.58	959,559.00	606,251.42	36.81%
51033	UNEMPLOYMENT INSURANCE	2,149.00	417.00	2,149.00	5,000.00	2,851.00	42.98%
52050	SAFETY SUPPLIES	803.59	1,462.00	3,881.04	17,079.00	13,197.96	22.72%
52060	COMMUNICATIONS	2,372.26	2,228.00	12,831.07	27,324.00	14,492.93	46.95%
52090	HOUSEHOLD EXPENSE	0.00	258.00	145.42	3,145.00	2,999.58	4.62%
52100	INSURANCE & BONDS	9,181.52	12,066.00	117,731.76	218,456.00	100,724.24	53.89%
52120	MAINTENANCE - EQUIPMENT	8,391.22	7,548.00	29,548.01	105,275.00	75,726.99	28.06%
52130	MAINTENANCE - STRUCTURES	12,623.57	62,494.00	90,382.58	710,275.00	619,892.42	12.72%
52140	FMP PROGRAM	1,115.00	11,071.00	1,115.00	111,848.00	110,733.00	0.99%
52150	MEMBERSHIPS	400.00	3,331.00	30,638.00	41,410.00	10,772.00	73.98%
52160	MISCELLANEOUS	862.83	1,612.00	2,022.96	15,902.00	13,879.04	12.72%
52170	OFFICE EXPENSE	6,791.36	7,078.00	36,747.37	143,280.00	106,532.63	25.64%
52181	LEGAL SERVICES	5,410.00	4,458.00	9,403.00	53,500.00	44,097.00	17.57%
52182	ACCOUNTING SERVICES	1,630.00	3,100.00	16,615.00	19,000.00	2,385.00	87.44%
52183	ENGINEERING SERVICES	0.00	3,142.00	0.00	37,700.00	37,700.00	0.00%
52184	WEATHER MODIFICATION	0.00	0.00	0.00	352,395.00	352,395.00	0.00%
52186	PROFESSIONAL & SPECIAL	19,433.40	17,479.00	139,617.29	211,245.00	71,627.71	66.09%
52188	BANK SERVICE FEES	242.00	217.00	1,503.17	2,600.00	1,096.83	57.81%
52190	PUBLICATIONS & LEGAL NOTICES	0.00	83.00	0.00	1,000.00	1,000.00	0.00%
52200	RENTS & LEASES - EQUIPMENT	8.49	3,225.00	833.96	38,400.00	37,566.04	2.17%
52210	RENTS & LEASES - STRUCTURES	0.00	0.00	0.00	95,100.00	95,100.00	0.00%
52220	SMALL TOOLS & INSTRUMENTS	780.93	1,914.00	2,299.20	25,015.00	22,715.80	9.19%
52230	DISTRICT SPECIAL EXPENSE	1,028.82	4,275.00	18,680.82	78,670.00	59,989.18	23.74%
52250	TRANSPORTATION & TRAVEL	5,651.59	11,171.00	22,444.57	139,800.00	117,355.43	16.05%
52260	UTILITIES	461.71	1,039.00	1,876.77	10,840.00	8,963.23	17.31%
53280	PAYMENTS TO OTHER AGENCIES	4,469.50	1,650.00	11,469.50	19,700.00	8,230.50	58.22%
54000	CAPITAL OUTLAYS	<u>104,203.42</u>	<u>107,000.00</u>	<u>104,203.42</u>	<u>168,000.00</u>	<u>63,796.58</u>	<u>62.02%</u>
	Total EXP	<u>491,478.76</u>	<u>588,265.00</u>	<u>2,261,458.17</u>	<u>6,804,931.00</u>	<u>4,543,472.83</u>	<u>33.23%</u>
Report Difference		<u>491,478.76</u>	<u>588,265.00</u>	<u>2,261,458.17</u>	<u>6,804,931.00</u>	<u>4,543,472.83</u>	<u>33.23%</u>

KINGS RIVER CONSERVATION DISTRICT BUDGET TO ACTUAL COMPARISON

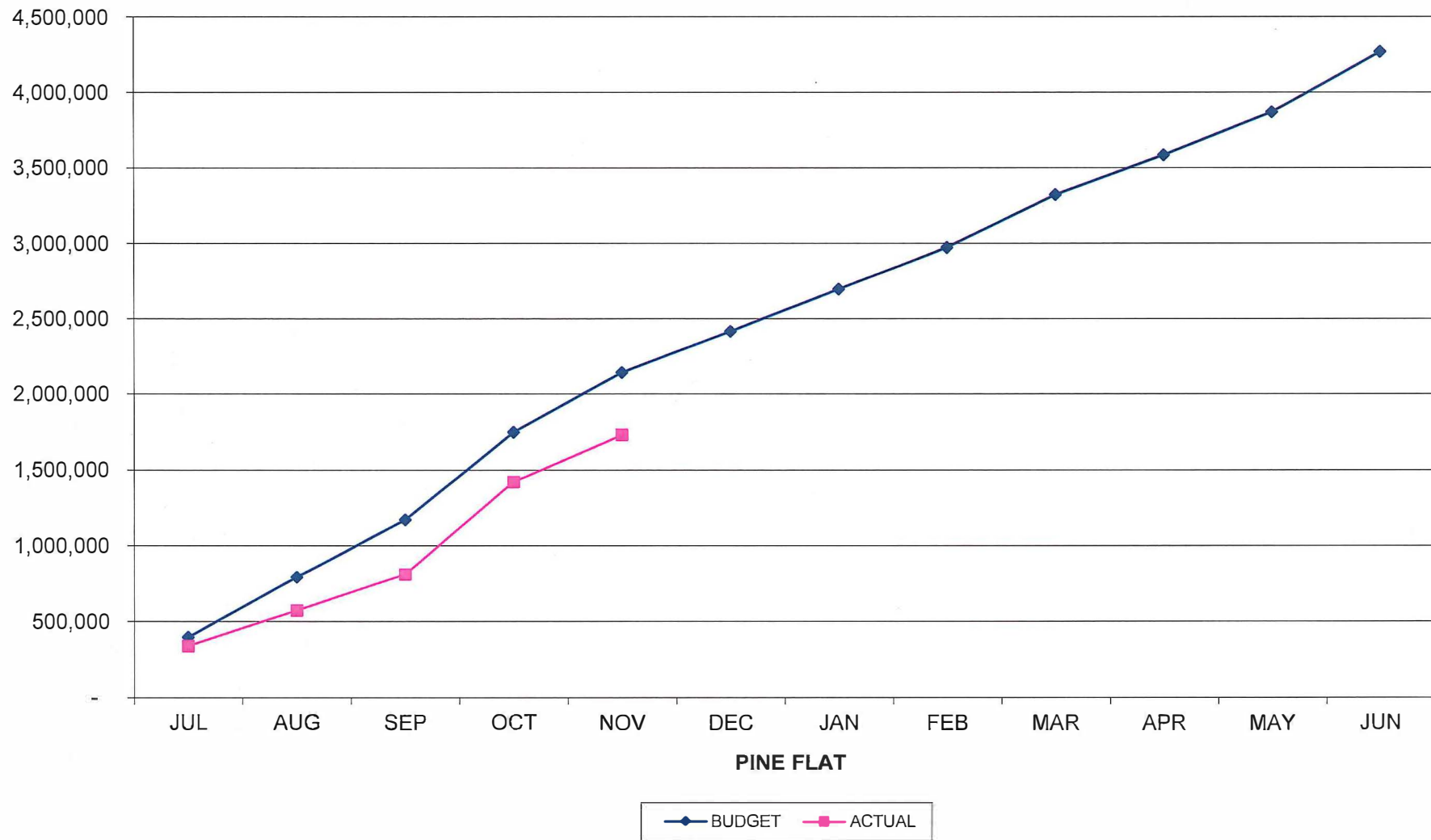


KINGS RIVER CONSERVATION DISTRICT
 Summary Budget Comparison - RIVER MAINTENANCE FUND (201.17.04)
 From 11/1/2020 Through 11/30/2020
 EXP

AGENDA ITEM 9a.

Account Code	Account Title	Current Period Budget			2020-2021 Budget	Total Budget Variance	Percent of Budget
		Current Period Actual	Original	Total to Date Actual		YTD	Used
51000	SALARIES & WAGES	36,355.94	38,863.00	182,043.01	505,216.00	323,172.99	36.03%
52050	SAFETY SUPPLIES	673.44	1,204.00	2,505.98	14,450.00	11,944.02	17.34%
52060	COMMUNICATIONS	187.26	225.00	796.94	2,700.00	1,903.06	29.52%
52090	HOUSEHOLD EXPENSE	0.00	237.00	126.00	2,895.00	2,769.00	4.35%
52100	INSURANCE & BONDS	0.00	0.00	15,464.20	15,700.00	235.80	98.50%
52120	MAINTENANCE - EQUIPMENT	7,238.54	5,901.00	22,213.91	70,950.00	48,736.09	31.31%
52130	MAINTENANCE - STRUCTURES	12,623.57	54,242.00	90,287.58	692,775.00	602,487.42	13.03%
52150	MEMBERSHIPS	0.00	0.00	60.00	900.00	840.00	6.67%
52160	MISCELLANEOUS	490.00	775.00	535.28	5,350.00	4,814.72	10.01%
52170	OFFICE EXPENSE	50.92	220.00	199.33	4,065.00	3,865.67	4.90%
52181	LEGAL SERVICES	0.00	500.00	0.00	6,000.00	6,000.00	0.00%
52183	ENGINEERING SERVICES	0.00	32,725.00	4,429.50	182,700.00	178,270.50	2.42%
52186	PROFESSIONAL & SPECIAL	0.00	0.00	746.86	500.00	(246.86)	149.37%
52200	RENTS & LEASES - EQUIPMENT	8.49	3,000.00	833.96	36,000.00	35,166.04	2.32%
52220	SMALL TOOLS & INSTRUMENTS	663.86	750.00	1,741.79	10,500.00	8,758.21	16.59%
52230	DISTRICT SPECIAL EXPENSE	0.00	150.00	0.00	7,370.00	7,370.00	0.00%
52250	TRANSPORTATION & TRAVEL	4,456.68	5,800.00	19,954.74	71,600.00	51,645.26	27.87%
52260	UTILITIES	461.71	989.00	1,876.77	10,240.00	8,363.23	18.33%
54000	CAPITAL OUTLAYS	<u>104,203.42</u>	<u>107,000.00</u>	<u>104,203.42</u>	<u>140,000.00</u>	<u>35,796.58</u>	<u>74.43%</u>
	Total EXP	<u>167,413.83</u>	<u>252,581.00</u>	<u>448,019.27</u>	<u>1,779,911.00</u>	<u>1,331,891.73</u>	<u>25.17%</u>
Report Difference		<u>167,413.83</u>	<u>252,581.00</u>	<u>448,019.27</u>	<u>1,779,911.00</u>	<u>1,331,891.73</u>	<u>25.17%</u>

KINGS RIVER CONSERVATION DISTRICT BUDGET TO ACTUAL COMPARISON



KINGS RIVER CONSERVATION DISTRICT
 Summary Budget Comparison - PINE FLAT O M (201.17.04)
 From 11/1/2020 Through 11/30/2020
 EXP

AGENDA ITEM 9a.

Account Code	Account Title	Current Period Budget -		Total To Date Actual	2020-2021 Budget	Total budget Variance	Percent of Budget
		Current Period Actual	Original			YTD	Used
51000	SALARIES & WAGES	129,008.17	136,817.00	675,742.65	1,778,604.00	1,102,861.35	37.99%
52050	SAFETY SUPPLIES	86.27	1,200.00	1,417.42	14,400.00	12,982.58	9.84%
52060	COMMUNICATIONS	19,068.15	3,540.00	24,872.15	42,480.00	17,607.85	58.55%
52090	HOUSEHOLD EXPENSE	236.57	800.00	2,101.07	9,600.00	7,498.93	21.89%
52100	INSURANCE & BONDS	0.00	0.00	386,857.73	245,500.00	(141,357.73)	157.58%
52120	MAINTENANCE - EQUIPMENT	4,201.79	14,090.00	59,878.64	195,379.00	135,500.36	30.65%
52130	MAINTENANCE - STRUCTURES	1,905.28	3,150.00	2,670.75	37,800.00	35,129.25	7.07%
52150	MEMBERSHIPS	0.00	0.00	0.00	2,950.00	2,950.00	0.00%
52160	MISCELLANEOUS	73,927.13	80,150.00	73,949.13	83,100.00	9,150.87	88.99%
52170	OFFICE EXPENSE	642.53	3,945.00	2,742.34	38,240.00	35,497.66	7.17%
52181	LEGAL SERVICES	158.00	4,000.00	1,258.00	48,000.00	46,742.00	2.62%
52182	ACCOUNTING SERVICES	0.00	0.00	0.00	20,600.00	20,600.00	0.00%
52183	ENGINEERING SERVICES	620.00	18,000.00	20,663.34	216,000.00	195,336.66	9.57%
52184	WEATHER MODIFICATION	0.00	0.00	0.00	39,155.00	39,155.00	0.00%
52186	PROFESSIONAL & SPECIAL	27,581.47	54,597.00	81,841.43	383,042.00	301,200.57	21.37%
52190	PUBLICATIONS & LEGAL NOTICES	0.00	200.00	0.00	2,400.00	2,400.00	0.00%
52200	RENTS & LEASES - EQUIPMENT	0.00	150.00	0.00	6,050.00	6,050.00	0.00%
52210	RENTS & LEASES - STRUCTURES	0.00	0.00	0.00	2,000.00	2,000.00	0.00%
52220	SMALL TOOLS & INSTRUMENTS	103.33	1,350.00	1,518.29	21,200.00	19,681.71	7.16%
52230	DISTRICT SPECIAL EXPENSE	304.00	2,000.00	579.00	29,000.00	28,421.00	2.00%
52250	TRANSPORTATION & TRAVEL	464.54	2,095.00	2,020.66	27,940.00	25,919.34	7.23%
52260	UTILITIES	27,835.08	45,650.00	50,051.08	242,350.00	192,298.92	20.65%
53280	PAYMENTS TO OTHER AGENCIES	1,200.00	0.00	1,200.00	1,200.00	0.00	100.00%
53300	FERC	22,500.00	22,500.00	339,974.58	743,856.00	403,881.42	45.70%
54000	CAPITAL OUTLAYS	<u>0.00</u>	<u>0.00</u>	<u>0.00</u>	<u>36,000.00</u>	<u>36,000.00</u>	<u>0.00%</u>
	Total EXP	<u>309,842.31</u>	<u>394,234.00</u>	<u>1,729,338.26</u>	<u>4,266,846.00</u>	<u>2,537,507.74</u>	<u>40.53%</u>
Report Difference		<u>309,842.31</u>	<u>394,234.00</u>	<u>1,729,338.26</u>	<u>4,266,846.00</u>	<u>2,537,507.74</u>	<u>40.53%</u>

KINGS RIVER CONSERVATION DISTRICT
Monthly General Fund Investment Report
 November, 2020

General Fund Operating and Investment Funds of the Kings River Conservation District are disposed as follows:

	Balance at End of Month	% of Portfolio	Maximum % of Portfolio	Interest Received this Month	Interest Rate	Interest Accrued this Month	Interest Accrued But Not Yet Received	Market Value
General Fund Bank Accounts:								
Chase Bank, N.A. Operating Accounts	\$ 438,042.73	1.9%	No Max	\$ -	0.00%	\$ -	\$ -	\$ 438,042.73
Subtotal General Fund Bank Accounts	\$ 438,042.73			\$ -		\$ -	\$ -	\$ 438,042.73
General Fund Investment Pools :								
Local Agency Investment Fund (LAIF)	\$ 2,521,592.44	11.0%	No Max	\$ -	0.60%	\$ 1,243.52	\$ 2,707.27	\$ 2,524,299.71
Fresno County Investment Pool	\$ 14,313,951.63	62.3%	No Max	\$ -	1.76%	\$ 20,318.87	\$ 88,046.68	\$ 14,401,998.31
Fresno County Investment Pool - Stabilization Fund	\$ 5,458,772.58	23.7%	No Max	\$ -	1.76%	\$ 7,909.99	\$ 38,168.33	\$ 5,496,940.91
CalTRUST Medium Term Fund	\$ 256,609.05	1.1%	No Max	\$ 161.76	0.55%	\$ -	\$ -	\$ 256,609.05
Subtotal General Fund Investment Pools:	\$ 22,550,925.70			\$ 161.76		\$ 29,472.38	\$ 128,922.28	\$ 22,679,847.98
Total KRCD Operating Funds:	\$ 22,988,968.43			\$ 161.76		\$ 29,472.38	\$ 128,922.28	\$ 23,117,890.71
Warrants:								
Subtotal Investments in Notes and Warrants:	\$ -	0.0%	No Max	\$ -	0.00%	\$ -	\$ -	\$ -
General Fund Investment Accounts :								
J.P. Morgan Securities								
Commercial Paper	\$ -	0.0%	25%	\$ -	0.00%	\$ -	\$ -	\$ -
Corporate Bonds	\$ -	0.0%	30%	\$ -	0.00%	\$ -	\$ -	\$ -
Subtotal Investment Funds:	\$ -			\$ -		\$ -	\$ -	\$ -
Total General Fund Cash & Investments	\$ 22,988,968.43			\$ 161.76		\$ 29,472.38	\$ 128,922.28	\$ 23,117,890.71

Weighted Average Earnings (based on month-end balance)

1.57%

The Fresno County Investment Pool interest rate is based on the last published rate, 1.763% at Sept 30, 2020.

Brian Trevanow

CFO

File Code: 201.24

This Page Intentionally Blank

KINGS RIVER CONSERVATION DISTRICT
Schedule of Disbursements and Current Accounts Payable
Presented December 8, 2020
(For Expenditures in the Month Ending November 30, 2020)

Director's Payroll	11/10/20	2,706.40	
Employee Payroll	11/12/20	103,496.21	
Employee Payroll	11/25/20	102,964.63	
			209,167.24
Accounts Payable (KRCD)		939,824.16	939,824.16
	Sub-Total		1,148,991.40
Ready-Tax Electronic Funds Transfers:			
Employee Tax Deposits	11/04/20		42,922.59
Director's Tax Deposits	11/13/20		1,137.25
Employee Tax Deposits	11/18/20		44,649.11
	TOTAL		<u>1,237,700.35</u>

KINGS RIVER CONSERVATION DISTRICT
Check/Voucher Register - PAYROLL CHECK REGISTER
From 11/10/2020 Through 11/10/2020

<u>Check Number</u>	<u>Check Date</u>	<u>Payee</u>	<u>Check Amount</u>
44177	11/10/2020	DAVID P. STANFIELD	489.35
V24461	11/10/2020	GREGORY H. BEBERIAN	461.75
V24463	11/10/2020	CEIL W. HOWE JR	461.75
V24464	11/10/2020	CHRIS M. KAPHEIM	321.75
V24465	11/10/2020	MARK C. MCKEAN	498.55
V24466	11/10/2020	MASARU YOSHIMOTO	<u>473.25</u>
Report Total			<u>2,706.40</u>

KINGS RIVER CONSERVATION DISTRICT
 Check/Voucher Register - PAYROLL CHECK REGISTER
 From 11/12/2020 Through 11/12/2020

Check Number	Check Date	Payee	Check Amount
V24467	11/12/2020	MANAGER, POWER PLANT O&M	3,394.98
V24468	11/12/2020	SR. ACCOUNTANT	2,199.18
V24469	11/12/2020	PROGRAM & REGULATORY ANALYST	2,537.11
V24470	11/12/2020	FLOOD MAINTENANCE WORKER II	1,343.17
V24471	11/12/2020	SENIOR MECHANIC	2,545.40
V24472	11/12/2020	MANAGER, FLOOD OPERATIONS & MAINTENANCE	2,894.59
V24473	11/12/2020	CONTROLLER	3,267.34
V24474	11/12/2020	SR OPERATOR	4,389.24
V24475	11/12/2020	ELECTRICIAN	2,421.83
V24476	11/12/2020	MGR, WATER RESOURCES	2,486.71
V24478	11/12/2020	SENIOR ELECTRICIAN	2,194.35
V24479	11/12/2020	FLOOD MAINTENANCE WORKER I	1,223.87
V24480	11/12/2020	DIRECTOR OF WATER RESOURCES	2,495.29
V24481	11/12/2020	SUPERVISOR, FLOOD OPERATIONS & MAINTENANCE	2,084.62
V24482	11/12/2020	FLOOD MAINTENANCE WORKER II	1,688.14
V24483	11/12/2020	EXTERNAL AFFAIRS COORDINATOR	818.61
V24484	11/12/2020	ELECTRO-MECH. TESTING TECH.	2,818.15
V24485	11/12/2020	ELECTRO-MECH. TESTING TECH.	2,877.56
V24486	11/12/2020	BUYER	1,989.99
V24487	11/12/2020	FLOOD MAINENANCE WORKER I	1,121.78
V24488	11/12/2020	ASSOCIATE RESOURCE ANALYST	2,118.94
V24489	11/12/2020	SENIOR MECHANIC	2,328.12
V24490	11/12/2020	SENIOR OPERATOR	3,252.84
V24491	11/12/2020	FLOOD MAINTENANCE WORKER I	979.92
V24492	11/12/2020	MAINTENANCE JOURNYWORKER	1,828.77
V24493	11/12/2020	EXECUTIVE ASSISTANT	2,160.16
V24494	11/12/2020	DEPUTY GENERAL MANAGER, COO	5,612.12
V24495	11/12/2020	SENIOR OPERATOR	2,421.66
V24496	11/12/2020	SR. ACCOUNTING ASSISTANT	1,432.99
V24497	11/12/2020	FLOOD MAINENANCE WORKER I	1,245.54
V24498	11/12/2020	GENERAL MANAGER	4,810.06
V24499	11/12/2020	EXTERNAL AFFAIRS SPECIALIST	1,720.47
V24500	11/12/2020	SR. ADMINISTRATIVE ASSISTANT	1,307.84
V24501	11/12/2020	CUSTOMER SERVICE REPRESENTATIVE	1,190.61
V24502	11/12/2020	SENIOR OPERATOR	2,448.21
V24503	11/12/2020	SR. ADMINISTRATIVE ASSISTANT	1,201.31
V24504	11/12/2020	RESOURCE ANALYST I	2,248.88
V24505	11/12/2020	ASSOCIATE RESOURCE ANALYST	2,478.41
V24506	11/12/2020	DEPUTY GENERAL MANAGER, CFO	3,713.59
V24507	11/12/2020	MANAGER, COMMUNITY/PUBLIC RELATIONS	3,187.22
V24508	11/12/2020	RESOURCE ANALYST I	1,675.62
V24509	11/12/2020	RESOURCE ANALYST I	1,606.95
V24510	11/12/2020	MANAGER, HUMAN RESOURCES	2,131.30
V24511	11/12/2020	SENIOR OPERATOR	<u>3,602.77</u>
Report Total			<u>103,496.21</u>

KINGS RIVER CONSERVATION DISTRICT
 Check/Voucher Register - PAYROLL CHECK REGISTER
 From 11/25/2020 Through 11/25/2020

Check Number	Check Date Payee	Check Amount
V24512	11/25/2020 MANAGER, POWER PLANT O&M	3,393.75
V24513	11/25/2020 SR. ACCOUNTANT	2,199.21
V24514	11/25/2020 PROGRAM & REGULATORY ANALYST	2,472.10
V24515	11/25/2020 FLOOD MAINTENANCE WORKER II	1,343.18
V24516	11/25/2020 SENIOR MECHANIC	2,545.40
V24517	11/25/2020 MANAGER, FLOOD OPERATIONS & MAINTENANCE	2,895.36
V24518	11/25/2020 CONTROLLER	3,267.35
V24519	11/25/2020 SR OPERATOR	2,687.93
V24520	11/25/2020 ELECTRICIAN	2,598.07
V24521	11/25/2020 MGR, WATER RESOURCES	2,486.70
V24523	11/25/2020 SENIOR ELECTRICIAN	2,194.36
V24524	11/25/2020 FLOOD MAINTENANCE WORKER I	1,223.86
V24525	11/25/2020 DIRECTOR OF WATER RESOURCES	2,495.29
V24526	11/25/2020 SUPERVISOR, FLOOD OPERATIONS & MAINTENANCE	2,084.62
V24527	11/25/2020 FLOOD MAINTENANCE WORKER II	1,627.59
V24528	11/25/2020 EXTERNAL AFFAIRS COORDINATOR	847.92
V24529	11/25/2020 ELECTRO-MECH. TESTING TECH.	2,818.17
V24530	11/25/2020 ELECTRO-MECH. TESTING TECH.	2,673.97
V24531	11/25/2020 BUYER	1,989.97
V24532	11/25/2020 FLOOD MAINENANCE WORKER I	1,121.78
V24533	11/25/2020 ASSOCIATE RESOURCE ANALYST	2,053.93
V24534	11/25/2020 SENIOR MECHANIC	2,328.10
V24535	11/25/2020 SENIOR OPERATOR	2,815.83
V24536	11/25/2020 FLOOD MAINTENANCE WORKER I	979.92
V24537	11/25/2020 MAINTENANCE JOURNYWORKER	1,828.77
V24538	11/25/2020 EXECUTIVE ASSISTANT	2,160.17
V24539	11/25/2020 DEPUTY GENERAL MANAGER, COO	5,608.91
V24540	11/25/2020 SENIOR OPERATOR	3,567.80
V24541	11/25/2020 SR. ACCOUNTING ASSISTANT	1,432.97
V24542	11/25/2020 FLOOD MAINENANCE WORKER I	1,245.56
V24543	11/25/2020 GENERAL MANAGER	4,810.39
V24544	11/25/2020 EXTERNAL AFFAIRS SPECIALIST	1,974.68
V24545	11/25/2020 SR. ADMINISTRATIVE ASSISTANT	1,301.36
V24546	11/25/2020 CUSTOMER SERVICE REPRESENTATIVE	1,190.61
V24547	11/25/2020 SENIOR OPERATOR	2,448.19
V24548	11/25/2020 SR. ADMINISTRATIVE ASSISTANT	1,201.30
V24549	11/25/2020 RESOURCE ANALYST I	2,278.77
V24550	11/25/2020 ASSOCIATE RESOURCE ANALYST	2,481.35
V24551	11/25/2020 DEPUTY GENERAL MANAGER, CFO	3,718.61
V24552	11/25/2020 MANAGER, COMMUNITY/PUBLIC RELATIONS	3,187.22
V24553	11/25/2020 RESOURCE ANALYST I	1,715.63
V24554	11/25/2020 RESOURCE ANALYST I	1,671.94
V24555	11/25/2020 MANAGER, HUMAN RESOURCES	2,131.31
V24556	11/25/2020 SENIOR OPERATOR	<u>3,864.73</u>
Report Total		<u>102,964.63</u>

KRCD

Check Register

102814	11/23/2020	JARRETT WINTHER	VOID (LOST CHECK)	\$	(64.98)
103078	11/23/2020	JOSE L SOTO	VOID (LOST CHECK)	\$	(29.90)
103190	11/23/2020	INIGUEZ TIRE & WHEEL	VOID (LOST CHECK)	\$	(15.00)
103460	11/13/2020	PC SOLUTIONS	VOID (CREDIT INVOICE)	\$	(253.20)
103659	11/13/2020	KINGS RIVER CONSERVANCY	VOID (WRONG ADDRESS)	\$	(500.00)
103737	11/6/2020	ACWA JOINT POWERS INSURANCE	WORKERS COMP 07/01/20-09/30/20	\$	30,988.74
103738	11/6/2020	COFFEE BREAK SERVICE INC	COFFEE	\$	112.50
103739	11/6/2020	CONSOLIDATED IRRIGATION DIST.	PROPERTY TAX	\$	1,669.50
103740	11/6/2020	DELL MARKETING L.P.	LAPTOP/DOCK/MONITOR	\$	2,879.87
103741	11/6/2020	DEPARTMENT OF MOTOR VEHICLES	REGISTRATION RENEWAL-CHIPPER	\$	27.00
103742	11/6/2020	DST CONTROLS	PI SYSTEM SUPPORT PROJECT	\$	620.00
103743	11/6/2020	EMPLOYMENT DEVELOPMENT DEPT.	UNEMPLOYMENT	\$	2,149.00
103744	11/6/2020	EMPLOYEE RELATIONS, INC.	BACKGROUND CHECK	\$	29.22
103745	11/6/2020	THE FERGUSON GROUP LLC	PROFESSIONAL SERVICES	\$	1,750.00
103746	11/6/2020	FRESNO OXYGEN	TANK RENTAL	\$	97.58
103747	11/6/2020	GRAINGER	MISC. MATERIAL	\$	262.33
103748	11/6/2020	THE GUALCO GROUP, INC	PROFESSIONAL SERVICES	\$	5,092.03
103749	11/6/2020	INTEGRITY NETWORKS, LLC	WIRELESS INTERNET	\$	347.97
103750	11/6/2020	KINGS COUNTY AIR CONDITIONING	ROOF REPLACEMENT	\$	27,945.00
103751	11/6/2020	KLEIN, DENATALE, GOLDNER,	PROFESSIONAL SERVICES	\$	2,272.00
103752	11/6/2020	LEGAL SHIELD	PR DEDUCTIONS FOR OCT	\$	483.55
103753	11/6/2020	MIRAMONTE SANITATION	GARBAGE DISPOSAL	\$	206.47
103754	11/6/2020	MORGAN & SLATES INC	MISC. MATERIAL	\$	59.45
103755	11/6/2020	McCOY POWER CONSULTANTS, INC.	NERC-WECC CMRP	\$	4,200.00
103756	11/6/2020	MYERS WARD TRACTOR & EQUIPMENT	FRONT WHEELS	\$	323.93
103757	11/6/2020	OFFICE DEPOT	OFFICE SUPPLIES	\$	224.82
103758	11/6/2020	OSISOFT, LLC	ANNUAL SOFTWARE MAINT	\$	2,310.00
103759	11/6/2020	PC SOLUTIONS	IT SERVICES/AUDIO CONFERENCING	\$	6,611.47
103760	11/6/2020	PACIFIC GAS & ELECTRIC DTL	RIVERDAL YARD	\$	196.51
103761	11/6/2020	PACIFIC GAS & ELECTRIC RTL5-1	ZALDA SUMP #1	\$	76.72
103762	11/6/2020	PACIFIC GAS & ELECTRIC RTL2-2	ZALDA SUMP #2	\$	24.42
103763	11/6/2020	PACIFIC GAS & ELECTRIC WTL9-3	ZALDA SUMP #3	\$	25.06
103764	11/6/2020	PACIFIC GAS & ELECTRIC WTL0-4	ZALDA SUMP #4	\$	22.89
103765	11/6/2020	PACIFIC GAS & ELECTRIC WTL6-5	ZALDA SUMP #5	\$	24.42
103766	11/6/2020	PACIFIC GAS & ELECTRIC WTL0-6	ZALDA SUMP #6	\$	76.77
103767	11/6/2020	PACIFIC GAS & ELECTRIC WTL9-7	ZALDA SUMP #7	\$	77.87
103768	11/6/2020	PACIFIC GAS & ELECTRIC WTL8-8	SUMP #8	\$	22.89
103769	11/6/2020	PACIFIC GAS & ELECTRIC WTL9-9	SUMP #9	\$	76.77
103770	11/6/2020	PACIFIC GAS & ELECTRIC YTJ	O & M OFFICE/POWER PLANT	\$	27,835.08
103771	11/6/2020	PIONEER EQUIPMENT COMPANY	UTILITY TRACTOR W/BUCKET	\$	76,258.42
103772	11/6/2020	PROVOST & PRITCHARD	PROFESSIONAL SERVICES	\$	555.00
103773	11/6/2020	PRUDENTIAL OVERALL SUPPLY	WORK UNIFORMS	\$	220.38
103774	11/6/2020	RIVERDALE PUBLIC UTILITY	RIVERDALE SHOP	\$	110.98
103775	11/6/2020	SPARKLETTS	BOTTLED WATER	\$	39.25
103776	11/6/2020	THE GAS COMPANY	GAS CHARGES	\$	24.07
103777	11/6/2020	SONITROL	QUARTERLY MONITORING	\$	372.00
103778	11/6/2020	STATIONARY ENGINEERS LOCAL 39	PENSION CONTRIB-OCT 20	\$	1,260.80
103779	11/6/2020	SUNNYSIDE SINCLAIR	SERVICE/REPAIR	\$	237.59
103780	11/6/2020	TELCO ENTERPRISES	IP TRUNKING COST	\$	236.04
103781	11/6/2020	VAN DE POL PETROLEUM	MISC. MATERIAL	\$	539.88
103782	11/6/2020	VERIZON WIRELESS	CELL PHONES	\$	1,386.49
103783	11/12/2020	STATIONARY ENGINEERS, LOCAL 39	UNION DUES	\$	464.83

KRCD

Check Register

103784	11/12/2020	UNITED WAY OF FRESNO COUNTY	CONTRIBUTIONS	\$	10.00
103785	11/13/2020	ACWA JOINT POWERS	HEALTH, DENTAL, VISION & EAP	\$	84,267.70
103786	11/13/2020	AT&T	T1 LINE	\$	82.35
103787	11/13/2020	BARTEL ASSOCIATES, LLC	CONSULTING SERVICES	\$	2,162.00
103788	11/13/2020	CALAVERAS TROUT FARM, INC.	RAINBOW TROUT	\$	2,230.00
103789	11/13/2020	CAR AUTO CENTER	MISC. SERVICE/REPAIR	\$	1,488.22
103790	11/13/2020	FP FINANCE PROGRAM	MAIL MACHINE LEASE	\$	165.66
103791	11/13/2020	GRAINGER	MISC. MATERIAL	\$	53.06
103792	11/13/2020	HDR ENGINEERING, INC.	RELAY UPGRADE	\$	2,089.47
103793	11/13/2020	MORGAN & SLATES INC	MISC. MATERIAL	\$	90.75
103794	11/13/2020	PACIFIC STORAGE COMPANY	MONTHLY STORAGE	\$	253.56
103795	11/13/2020	PACIFIC GAS & ELECTRIC KTL	WEIR GATES	\$	30.49
103796	11/13/2020	PRICE, PAIGE & COMPANY	PROFESSIONAL SERVICES	\$	1,630.00
103797	11/13/2020	PROFESSIONAL EXCHANGE	ANSWERING SERVICE	\$	117.44
103798	11/13/2020	RAY MORGAN COMPANY	MAINTENANCE AGREEMENT	\$	258.08
103799	11/13/2020	KINGS RIVER CONSERVANCY	ANNUAL CONTRIBUTION	\$	500.00
103800	11/20/2020	AFLAC	10/28/20-11/12/20	\$	3,266.88
103801	11/20/2020	AT&T	LONG DISTANCE CALLS	\$	225.43
103802	11/20/2020	AT & T	CONFERENCE CALLS	\$	87.74
103803	11/20/2020	AT&T	PHONE SERVICE	\$	843.45
103804	11/20/2020	AT&T	PHONE SERVICE	\$	98.19
103805	11/20/2020	AT&T	PHONE SERVICE	\$	49.51
103806	11/20/2020	CA DEPARTMENT OF TAX	WATER RIGHTS FEE	\$	73,853.73
103807	11/20/2020	DEPARTMENT OF WATER RESOURCES	COOP. SNOW SURVEYS PROGRAM	\$	4,000.00
103808	11/20/2020	FRONTIER COMMUNICATIONS	T1 LINE	\$	18,000.42
103809	11/20/2020	GRAINGER	MISC. MATERIAL	\$	64.97
103810	11/20/2020	JORGENSEN COMPANY	FIRE ALARM CONTROL PANEL-LABOR/MATERIAL	\$	14,920.00
103811	11/20/2020	LEASE CORPORATION OF AMERICA	COPIER LEASE	\$	523.50
103812	11/20/2020	MCMASTER-CARR	MISC. MATERIAL	\$	105.23
103813	11/20/2020	OFFICE DEPOT	OFFICE SUPPLIES	\$	938.51
103814	11/20/2020	PIONEER LAW GROUP, LLP	PROFESSIONAL SERVICES	\$	158.00
103815	11/20/2020	SUTTON HAGUE LAW CORP	PROFESSIONAL SERVICES	\$	450.00
103816	11/20/2020	THORBURN FAMILY	THORBURN CHANNEL PROP TAX	\$	388.82
103817	11/20/2020	UNITED PARCEL SERVICE	SHIPPING CHARGES	\$	91.55
103818	11/20/2020	VALERO FLEET	VEHICLE FUEL	\$	817.86
103819	11/23/2020	INIGUEZ TIRE & WHEEL	SERVICE CALL/TIRE REPAIR	\$	15.00
103820	11/25/2020	STATIONARY ENGINEERS, LOCAL 39	UNION DUES	\$	464.92
103821	11/25/2020	UNITED WAY OF FRESNO COUNTY	CONTRIBUTIONS	\$	10.00
103822	11/25/2020	BARTEL ASSOCIATES, LLC	CONSULTING SERVICES	\$	3,229.00
103823	11/25/2020	CN UTILITY CONSULTING, INC.	PROFESSIONAL SERVICES	\$	6,000.00
103824	11/25/2020	COFFEE BREAK SERVICE INC	COFFEE	\$	124.50
103825	11/25/2020	DEPARTMENT OF PUBLIC HEALTH	HAZARDOUS WASTE FEE	\$	490.00
103826	11/25/2020	FRESNO EQUIPMENT COMPANY	MISC. MATERIAL	\$	1,423.10
103827	11/25/2020	GOODFELLAS AUTO, AG &	MISC. MATERIAL	\$	675.52
103828	11/25/2020	INIGUEZ TIRE & WHEEL	SERVICE CALL/TIRE REPAIR	\$	2,362.77
103829	11/25/2020	KINGS RIVER WATER ASSOCIATION	3RD QTR POWER BENEFIT	\$	437,720.74
103830	11/25/2020	PRUDENTIAL OVERALL SUPPLY	WORK UNIFORMS	\$	250.35
103831	11/25/2020	RIVERDALE AUTO PARTS	MISC. MATERIAL	\$	1,364.70
103832	11/25/2020	RIVERDALE FARM AND HOME CENTER	MISC. MATERIAL	\$	227.09
103833	11/25/2020	SPARKLETTS	BOTTLED WATER	\$	180.57
103834	11/25/2020	SONITROL	SERVICE CALL	\$	138.00
103835	11/25/2020	SUPERIOR AG CONSTRUCTION INC.	LONGREACH EXCAVATOR	\$	5,602.50

103836	11/25/2020	TARGET SPECIALTY PRODUCTS INC	METHYLATED SEED OIL	\$	4,448.57
103837	11/25/2020	TELCO ENTERPRISES	REPROGRAM ALLWORX/SWITCH	\$	492.29
103838	11/25/2020	UNITED PARCEL SERVICE	SHIPPING CHARGES	\$	95.16
103839	11/25/2020	U.S BANK CORPORATE	MEETING EXPENSES	\$	9,171.56
103840	11/25/2020	WOOD BROS., INC.	EXCAVATOR	\$	950.00
ACH111220	11/12/2020	VOYA RETIREMENT INSURANCE &	EE CONTRIBUTIONS	\$	3,698.12
ACHA111220	11/12/2020	ADMINISTRATIVE SOLUTIONS	EE CONTRIBUTIONS	\$	1,985.65
ACHH111220	11/12/2020	HEALTH EQUITY EMPLOYER SERVICE	ADMIN FEES	\$	383.85
ACHI111220	11/12/2020	ICMA RETIREMENT TRUST - 457	457 CONTRIBUTIONS	\$	16,504.96
ACH112520	11/25/2020	VOYA RETIREMENT INSURANCE &	EE CONTRIBUTION	\$	3,698.12
ACHA112520	11/25/2020	ADMINISTRATIVE SOLUTIONS	EE CONTRIBUTIONS	\$	1,985.65
ACHH112520	11/25/2020	HEALTH-METRICS, INC.	EE CONTRIBUTIONS/DEDUCTIONS	\$	375.00
ACHI112520	11/25/2020	ICMA RETIREMENT TRUST - 457	457 CONTRIBUTIONS	\$	16,504.96
WT-418	11/20/2020	CHEVRON AND TEXACO	VEHICLE FUEL	\$	517.78
WT-419	11/20/2020	SHELL OIL COMPANY	VEHICLE FUEL	\$	4,456.68
TOTAL				\$	939,824.16

REQUISITION TO BANK OF NEW YORK FOR
PINE FLAT POWER PLANT
OPERATIONS AND MAINTENANCE FUND

REQUISITION NO. O & M MONTH

475	11/9/2020	KINGS RIVER CONSERVATION DISTRICT	759,729.58
-----	-----------	-----------------------------------	------------

CONSULTANT AGREEMENT

THIS AGREEMENT is made this ____ day of December, 2020, by and between KINGS RIVER EAST GROUNDWATER SUSTAINABILITY AGENCY (hereinafter “KREGSA”) and KINGS RIVER WATER CONSERVATION DISTRICT (hereinafter “Consultant”).

Article I Term of Contract

This Agreement will become effective upon its execution by the parties. Consultant will commence work under this Agreement upon the parties’ execution of a Scope of Services. This Agreement will remain in effect until terminated by written notice from one of the parties as hereinafter provided in Articles VII or VIII.

Article II Independent Contractor

Consultant enters into this agreement, and will remain throughout the term of the agreement, an independent contractor. Consultant agrees that neither it nor any of its employees will become an employee of KREGSA while this agreement is in effect. Consultant agrees that while this agreement is in effect that neither it nor any of its employees is or shall become entitled to the rights or benefits afforded to KREGSA’S employees, if any, including disability or unemployment insurance, workers’ compensation, medical insurance, sick leave, or any other employment benefit. Consultant is responsible for providing, at Consultant’s own expense, disability, unemployment, any other insurance, workers’ compensation, training, permits, and licenses for Consultant and for its employees and subcontractors, if any.

Article III Authorized Representatives

The Executive Officer of KREGSA, or her designated representative, shall be the authorized representative of KREGSA with respect to all of Consultant’s dealings with KREGSA in connection with Consultant’s work pursuant to this agreement. Consultant shall designate an authorized employee or representative to represent it with respect to its dealings with KREGSA in connection with Consultant’s work pursuant to this agreement.

Article IV Scope of Services

Any services to be provided by Consultant to KREGSA under this Agreement must be set forth in a writing signed by the parties hereto (a “Scope of Services” agreement). Consultant will have no obligation to perform any services under a Scope of Services unless it is fully executed by both parties. Each Scope of Services shall be subject to and incorporate by reference all of the provisions of this Agreement. If there is a discrepancy between the terms of this Agreement and a Scope of Services, the provisions of this agreement will control.

Article V Indemnification

- 5.1 Consultant and KREGSA will defend, indemnify and hold harmless each other, and their respective directors, officers, employees, and authorized volunteers, from all claims and demands of all persons or entities that arise out of, pertain to, or relate to their respective negligence, recklessness, or willful misconduct in the performance (or actual or alleged non-performance) under the Scope of Services.

Article VI Compensation

- 6.1 Consultant shall be compensated by KREGSA as set forth in a Scope of Services.
- 6.2 Payment for those portions of the Scope of Services completed and related costs advanced by Consultant shall be made by KREGSA within thirty (30) days after receiving an invoice from Consultant for such items.

Article VII Termination By Either Party Without Cause

Either party may terminate this agreement, without cause, by giving the other party sixty (60) days written notice of such termination as provided in paragraph 13.2 of this agreement. In the event of termination, KREGSA agrees to pay for the value of work performed as of the date of termination as well as the cost of materials and equipment on hand, in transit, or on definite commitment, as of the date of termination, if such materials and equipment would be needed to complete a Scope of Services.

Article VIII Termination of Agreement for Cause

- 8.1 KREGSA may terminate the whole or any part of this agreement, including performance under a Scope of Services, if Consultant fails to timely complete any Scope of Services or if Consultant commits a material breach of this Agreement. Prior to terminating this agreement pursuant to this Paragraph 8.1, KREGSA must give the Consultant five (5) days written notice of its intent to terminate and an opportunity to cure the breach prompting such notice. Consultant may terminate the whole or any part of this agreement, including performance under a Scope of Services, if KREGSA fails to timely pay any invoice issued by Consultant or if KREGSA commits any other material breach of this Agreement. Prior to terminating this Agreement pursuant to this Paragraph 8.1, Consultant must give the KREGSA five (5) days written notice of its intent to terminate and an opportunity to cure the failure to pay or other breach prompting such notice.
- 8.2 In the event KREGSA terminates this agreement, as provided above in Article VII or paragraph 8.1 of this agreement, KREGSA may procure, upon such terms and such manner as it may determine, appropriate services similar to those terminated.
- 8.3 Should this agreement be terminated, as provided above in Article VII or paragraph 8.1 of this agreement, Consultant shall provide KREGSA with all finished and unfinished documents, data, studies, services, drawings, maps, models, photographs, reports, etc., prepared by Consultant pursuant to this agreement. Upon termination as provided above in Article VII or paragraph 8.1 of this agreement, Consultant shall be paid the value of the work performed, less payments of compensation previously made.

Article IX Ownership of Consultant's Work Product

Upon termination of this agreement, ownership and title to all reports and documents produced pursuant to this agreement will automatically be vested in KREGSA and no further contract or agreement will be necessary to transfer ownership to KREGSA.

Article X Assignment

Neither this agreement nor any duties or obligation under this agreement may be assigned by a party hereto without the prior written consent of the other party.

Article XI Attorney Fees

If any legal action, including an action for declaratory relief, is brought to enforce or interpret the provisions of this agreement, the prevailing party will be entitled to reasonable attorneys' fees, costs of suit and expert witness fees, which may be set by the court in the same action or in a separate action brought for that purpose, in addition to any other relief to which that party may be entitled.

Article XII Miscellaneous Provisions

- 13.1 Consultant covenants that Consultant presently has no interest, and shall not have any interest, direct or indirect, which would conflict in any manner with its performance of this agreement.
- 13.2 Any notices required to be given under this agreement by either party to the other may be effected in writing by personal delivery or by mail (registered or certified), postage prepaid with return receipt requested. Mailed notices must be addressed to the parties at their addresses as follows:

Consultant:

Kings River Conservation District
4886 E. Jensen Avenue
Fresno, CA 93725

KREGSA:

Executive Officer
Kings River East GSA
289 North L Street
Dinuba, CA 93618

Each party may change its foregoing address by giving written notice in accordance with this paragraph. Notices delivered personally will be deemed communicated as of actual receipt. Mailed notices will be deemed communicated as of the fifth day after mailing.

- 13.3 Any modification of this agreement will be effective only if it is in writing and signed by the party to be charged.
- 13.4 If any provision of this agreement is held by a court of competent jurisdiction to be invalid, void, or unenforceable, the remaining provisions of this agreement will continue in full force and effect without being impaired or invalidated in any way.
- 13.5 This agreement will be governed by and construed in accordance with the laws of the

State of California. The venue for any legal proceeding between KREGSA and Consultant regarding this agreement shall be in Fresno County.

- 13.6 KREGSA is subject to laws relating to public agencies which are part of this agreement as though fully set forth herein. Consultant shall comply with such federal and state laws as relate to the work provided for in this agreement or the overall project.
- 13.7 Time is of the essence as to the performance of each and every action required of one or more of the parties pursuant to this agreement

IN WITNESS WHEREOF, the parties hereto have executed this agreement on the date first above written.

KREGSA:

Consultant:

KINGS RIVER EAST GROUNDWATER
SUSTAINABILITY AGENCY

KINGS RIVER CONSERVATION DISTRICT

By: _____
Executive Officer

By: _____
General Manager