



4886 East Jensen Avenue  
Fresno, California 93725

Tel: 559.237.5567  
Fax: 559.237.5560

www.krkd.org  
@kingsrivercd

July 7, 2020

D. Paul Stanfield, President  
Gregory H. Beberian, Vice President  
David Cehrs, PhD  
Ceil W. Howe, Jr.  
Mark C. McKean  
Chris Kapheim  
Masaru Yoshimoto

BOARD OF DIRECTORS  
  
of the  
  
KINGS RIVER CONSERVATION DISTRICT

Gentlemen and Members of the Public:

The Regular Monthly Meeting of the Board of Directors of the Kings River Conservation District is to be held on **Tuesday, July 14, 2020, via ZOOM Web/Teleconference. The web link and call-in information are on the Agenda.**

**The Regular Monthly Meeting will begin at 1:30 p.m.**

As a result of the COVID-19 emergency and the Governor's Executive Orders N-29-20 and N-33-20, this meeting will occur via remote presence by video and teleconference. There will not be a physical public access location. The District is conducting the meeting in this manner to protect public health by avoiding public gatherings and requiring social distancing. At the same time, the District remains committed to transparency. Members of the public will be able to listen to and watch the meeting, and comment if desired. Public comments and questions will only be possible during the agendaized Public Comment portion of the meeting. Please see the pages between this notice and the agenda for guidelines and an idea of what to expect.

The patience and cooperation of all participants is appreciated. While every effort has been made to streamline the experience and conduct meetings in the manner to which our stakeholders have grown accustomed, there may be technical issues and human error. We will attempt to promptly correct any issues that arise.

Individuals who require special accommodations are requested to contact the Assistant Secretary of the Board by phone at: (559) 237-5567 or by email at: [cmclaughlin@krkd.org](mailto:cmclaughlin@krkd.org).

Sincerely,

Paul G. Peschel,  
Board Secretary

PP/cm

File: 200.01

BOARD OF DIRECTORS

Division I, CHRIS M. KAPHEIM, Dinuba · Division II, MASARU YOSHIMOTO, Fowler · Division III, GREGORY BEBERIAN, Fresno · Division IV, MARK MCKEAN, Riverdale · Division V, D. PAUL STANFIELD, Hanford  
Division VI, CEIL W. HOWE, JR., Stratford · Division VII, DR. DAVID CEHRS, Sanger

OFFICERS

D. PAUL STANFIELD, President · GREGORY BEBERIAN, Vice President · PAUL PESCHEL, General Manager · Secretary · BRIAN TREVARROW, Auditor

**This Page Intentionally Blank**

## Agenda

### KINGS RIVER CONSERVATION DISTRICT Board of Directors Meeting

Date: July 14, 2020 – Tuesday

Time: 1:30 P.M.

Location: Web or Teleconference via **ZOOM**

**ZOOM Link:** <https://us02web.zoom.us/j/85862521710?pwd=OWJUZ29Mc0NGckovMWg4aURsek1JUT09>

**ZOOM Call-In:** +1 669 900 6833 ; Meeting ID 858 6252 1710 ; Password: 706111

**ZOOM One-Tap Mobile:** +16699006833,,85862521710#,,,,0#,,706111#

1. Additions to or Deletions from the Agenda
2. Public Presentations or Comments  
Presentations or comments by the public on matters on the agenda and within the jurisdiction of the Board, limited to a timeframe set by the Board President. *This is the only portion of the meeting where the public can comment.*
3. Approval of Minutes of the June 9, 2020 Regular Board Meeting

### REPORTS

4. Water Conditions (KRWA Staff)  
The Kings River Watermaster or Staff will give a report on the water storage on the Kings River system, inflow and outflow at Pine Flat Reservoir, and the available flood control space on the system.
5. Directors' Reports  
Each member of the Board will have the opportunity to report on meetings and conferences attended during the prior month on behalf of the District. No action will be taken.
6. Staff Reports  
The Board will receive reports on the prior month's activities from members of the District management staff:
  - a. Paul Peschel, General Manager
  - b. Cristel Tufenkjian, Director of External Affairs
  - c. Charlotte Gallock, Director of Water Resources
  - d. David Merritt, Deputy General Manager
  - e. Brian Trevarrow, Chief Financial Officer

### ACTION ITEMS

7. Financial Report
  - a. Budget Expenditures (Brian Trevarrow)  
The Auditor will present expenditure to budget comparison reports for the period ending June 30, 2020. In addition, the monthly investment report for June 2020 will be presented.
  - b. Review of Monthly Disbursements (Mark McKean)  
A member of the Board will report on his review of all bills paid subsequent to the last Board meeting, the current accounts payable, and will make a recommendation at the meeting.

8. Annual Report of Reimbursements (Brian Trevarrow)

The Board will be requested to receive the District's Annual Report of Reimbursements for the Fiscal Year ended June 30, 2020, in accordance with Government Code Section 53065.5.

9. CLOSED SESSION 2:30 p.m. (David Merritt)

Government Code Section 54956.9(d)(2) To confer with its Legal Counsel regarding exposure to one matter of potential litigation regarding the McMullin On-Farm Flood Capture and Recharge Project.

10. RECONVENE FROM CLOSED SESSION/REPORT CLOSED SESSION ACTIONS

ADJOURNMENT

Note: The public will be given the opportunity to address the Board on any item on the agenda before the Board's consideration of that item. The President may limit the total amount of time allocated for public testimony on particular issues for each individual speaker.

A person with a qualifying disability under the Americans with Disabilities Act of 1990 may request the District provide a disability related modification or accommodation in order to participate in any public meeting of the District. Such assistance includes appropriate alternative formats for the Agendas and Agenda packets used for any public meetings of the District. Requests for such assistance and for Agendas and Agenda packets shall be made in person, by telephone, facsimile, or written correspondence to the Secretary to the Board of Directors of Kings River Conservation District at the District offices: 4886 E Jensen, Fresno, CA, 93725, at least 48 hours before a public District meeting.

Materials related to any item on this Agenda submitted to the District at the time of or after distribution of the agenda packet are available for public inspection in the District's Office at 4886 E. Jensen Avenue, Fresno, CA during normal business hours or by calling (559) 237-5567.

# Minutes

## KINGS RIVER CONSERVATION DISTRICT Board of Directors Meeting

**Date:** June 9, 2020 – Tuesday  
**Time:** 1:30 p.m.  
**Location:** 4886 E. Jensen Avenue, Fresno

President Stanfield called the meeting to order at 1:32 p.m.

### DIRECTORS PRESENT

Paul Stanfield, President  
Gregory Beberian, Vice President (via Zoom)  
David Cehrs, Ph.D. (via Zoom)  
Ceil W. Howe Jr. (via Zoom)  
Chris Kapheim  
Mark C. McKean  
Mike Yoshimoto (1:38 p.m.)

### DIRECTORS ABSENT

None

### OTHERS PRESENT

KRCD Staff  
Paul Peschel  
David Merritt  
Brian Trevarrow  
Cristel Tufenkjian (via Zoom)  
Charlotte Gallock (via Zoom)  
Debra Dunn (via Zoom)  
Corey McLaughlin

Consultants & Others  
Steve Haugen (via Zoom)  
Matthew Meadows (via Zoom)

### ROUTINE OPENING BUSINESS

1. Additions to or Deletions from the Agenda  
None.

2. Public Presentations or Comments  
None.

3. Approval of Minutes of the May 12, 2020 Regular Board Meeting

It was moved by Director Kapheim seconded by Director McKean, and unanimously carried, that the minutes of the May 12, 2020 Regular Board Meeting be approved.

Roll Call Vote:

Director Stanfield: Aye  
Director Beberian: Aye  
Director Cehrs: Aye  
Director Howe: Aye  
Director Kapheim: Aye  
Director McKean: Aye  
Director Yoshimoto: ABSENT

**REPORTS****4. Water Conditions**

The Kings River Water Association Assistant Water Master reported on water storage on the Kings River System, inflow and outflow at Pine Flat Reservoir, and the available flood control space on the system.

**5. Directors' Reports**

Director Cehrs reported on the online ACWA Board Meeting reports, presentations, and actions. Director Beberian commented on reports he received about refuse and vandalism along the Kings River, and would be sending photos to Fishery Management Program staff for their follow-up.

**6. Staff Reports**

The Board received reports on the prior month's activities from members of the District management staff:

- a. Paul Peschel, General Manager, reported the following:
  - i. State and Federal legislative, budgetary, and regulatory activities of note.
  - ii. Upcoming events and meetings of note.
  - iii. Addressed questions from Board Members on several items.
- b. Cristel Tufenkjian, Director of External Affairs, had nothing to report beyond her written report.
- c. Charlotte Gallock, Director of Water Resources, reported the following:
  - i. Various Kings River Water Quality Coalition membership activities.
  - ii. Developments with CV-SALTS and the Management Zones.
  - iii. Progress of the various drinking water fill station projects.
  - iv. Activities and developments related to SGMA.
- d. David Merritt, Deputy General Manager, reported the following:
  - i. Performance and activities at Pine Flat power plant, including maintenance projects and the performance of the relay upgrade.
  - ii. High Speed Rail project impacts on the levy system and mitigation activities
- e. Brian Trevarrow, CFO, had nothing to report beyond his written report.

**ACTION ITEMS****7. Financial Report****a. Budget Expenditures (Brian Trevarrow)**

The Auditor presented expenditure to budget comparison reports for the period ending May 31, 2020. In addition, the monthly investment report for May 2020 was presented.

**b. Review of Monthly Disbursements (Mark McKean)**

It was moved by Director McKean, seconded by Director Yoshimoto, and unanimously carried, that bills in the amount of \$845,247.42, as presented in the schedule of Disbursements and Current Accounts Payable, be approved and ordered paid.

Roll Call Vote:

Director Stanfield: Aye  
 Director Beberian: Aye  
 Director Cehrs: Aye  
 Director Howe: Aye

Director Kapheim: Aye  
 Director McKean: Aye  
 Director Yoshimoto: Aye

8. Approval of Budget and Investment Policy for Fiscal Year 2020 – 2021 (Brian Trevarrow)

It was moved by Director Yoshimoto, seconded by Director Kapheim, and unanimously carried to approve the KRCD Budget and Investment Policy for Fiscal Year 2020 – 2021.

Roll Call Vote:

Director Stanfield: Aye  
 Director Stanfield: Aye  
 Director Beberian: Aye  
 Director Cehrs: Aye  
 Director Howe: Aye  
 Director Kapheim: Aye  
 Director McKean: Aye  
 Director Yoshimoto: Aye

9. Resolution 20-03: Approving Application for Grant Funds From the California Drought, Water, Parks Climate, Coastal Protection and Outdoor Access for All Act of 2018 (Proposition 68) (David Merritt)

It was moved by Director McKean, seconded by Director Kapheim, and unanimously carried to adopt Resolution 20-03, authorizing staff to file a grant application with the California Department of Conservation for purposes of invasive plant species removal and related or other levy maintenance and clean-up.

Roll Call Vote:

Director Stanfield: Aye  
 Director Stanfield: Aye  
 Director Beberian: Aye  
 Director Cehrs: Aye  
 Director Howe: Aye  
 Director Kapheim: Aye  
 Director McKean: Aye  
 Director Yoshimoto: Aye

10. Resolution 20-04 (Paul Peschel)

It was moved by Director Kapheim, seconded by Director McKean, and unanimously carried to adopt Resolution 20-04, ordering an even-year Board of Directors election and authorizing the consolidation of Board elections which may be held in whole or in part of the territory of the District, as provided in Elections Code 10400.

Roll Call Vote with no Directors Abstaining:

Director Stanfield: Aye  
 Director Stanfield: Aye  
 Director Beberian: Aye  
 Director Cehrs: Aye  
 Director Howe: Aye  
 Director Kapheim: Aye  
 Director McKean: Aye  
 Director Yoshimoto: Aye

ADJOURNMENT

There being no further business, President Stanfield adjourned the meeting at 3:05 p.m.

---

Paul G. Peschel  
Board Secretary

\_\_\_\_\_  
Board President

Approved on \_\_\_\_\_, 2020

**Blank Page Will be Replaced with Water Conditions**

**Blank Page Will be Replaced with Water Conditions**

**Blank Page Will be Replaced with Water Conditions**

**Blank Page Will be Replaced with Water Conditions**

**Blank Page Will be Replaced with Water Conditions**

**Blank Page Will be Replaced with Water Conditions**

**Blank Page Will be Replaced with Water Conditions**

**This Page Intentionally Blank**

July 7, 2020

***Memorandum***

TO: Board of Directors

FROM: Paul G. Peschel, P.E., General Manager *PAP*

SUBJECT: General Manager's Status Report for the Month of June 2020

This memorandum was prepared to supplement the monthly reports of the District's management team and to highlight specific items and activities for the month of June 2020.

***State Affairs***

***Legislative***

The Assembly began their annual summer recess on June 19<sup>th</sup>, and the Senate July 2<sup>nd</sup>. Both houses reconvene on July 13<sup>th</sup>, and August 31<sup>st</sup> is the last day for both houses to pass bills for the Governor's consideration. The Governor has through September 30<sup>th</sup> to either sign or veto bills.

***Bills***

Staff are monitoring several bills (see attachment). Below are updates on new bills or bills that have had activity during the month of June.

***SB 1215 (Stern D)***

Electricity: microgrids – As amended, this bill requires the Public Utility Commission, in consultation with the Office of Emergency Services, to create a database of critical facilities and critical infrastructure, along with related critical circuits, and identify with respect to each whether it serves a high fire-threat district or vulnerable transmission area. The new amendments remove those sections viewed favorable for Kings River interests. The bill is now on the suspense file. Kings River Legislative Committee does not have a position.

***SB 1099 (Dodd D)***

Emergency backup generators: critical facilities: order for abatement: stipulations – Emergency backup generators: critical facilities: exemption. Co-sponsored by California Municipal Utilities Association and the Las Virgenes Municipal Water District. The bill would require air districts to grant a variance if there is an exceedance in runtime during a Public Safety Power Shutoff, and for testing and maintenance hours if they exceed the limit but are in compliance with National Fire Protection Association (NFPA) Standard 110. A five-year sunset clause is included and the Energy Commission is required to perform a study on emergency backup generation options and opportunities to transition to clean energy technologies. This bill has been amended and now requires operators to petition the local Air Quality Management District to allow certain exemptions in times of emergency. Kings River Legislative Committee has a favor position.

***SB 350 (Hill D) The Golden State Energy Act***

This bill would authorize the Governor, or the Governor's designee, to incorporate Golden State Energy (GSE) as a nonprofit public benefit corporation for the purpose of owning, controlling, operating, or managing electrical and gas services for its ratepayer and for the benefit of all Californians. Specifically, the bill would require the California Public Utilities Commission (CPUC) to

begin the process of conforming PG&E's rules and processes with those of GSE within 45 days should PG&E fail to obtain confirmation of their reorganization plan by June 30<sup>th</sup>, fail to exit bankruptcy by September 30<sup>th</sup>, the CPUC revokes PG&E's license at any time for failure to achieve safe operation of its system, or should PG&E decide to exit the business and sell its assets before the conclusion of the bankruptcy. This bill was signed by the Governor on July 1 and chaptered. KRCD had a watch position.

#### *ACWA State Legislative Committee*

I attended the June 26<sup>th</sup> meeting. Five bills were discussed. In addition to the bills, the upcoming virtual conference, ACWA's return-to-office strategy, drinking water funding, and several Federal items were discussed. One item of concern mentioned is that the California Air Resources Control Board is moving forward with a regulation – Advanced Clean Trucks – that will require entities with a fleet of 50 or more trucks, and all local agencies with truck fleets of any size, to convert all their trucks to electric.

#### *San Joaquin Valley Blueprint (SJVB)*

A Blueprint meeting was held on June 18<sup>th</sup>. Fresno State presented a Detailed Work Plan for providing drinking water for Disadvantaged and Severely Disadvantaged communities. Water would be diverted from the Madera and Friant-Kern canals to groundwater recharge projects and other types of facilities, with the intent to improve drinking water conditions (accessibility, affordability, quality and quantity). The Study Area is Madera, Fresno, Kings, Tulare, and Kern counties. The study will also review benefits for White Areas and Groundwater Dependent Ecosystems. Water supply availability will be reviewed for five types of hydrologic conditions for the San Joaquin, Fresno, Chowchilla, Kings, Tule, Kaweah, and Kern rivers.

Attached is the current Blueprint Project List.

#### *Budget*

The Legislature met its Constitutional obligation to pass a balanced State budget by June 15<sup>th</sup>. The budget represents Democratic majority priorities and does not contain many of the Governor's preferences for addressing the projected \$54 billion deficit. Negotiations continued with the Governor through adoption with the understanding that adoption will be followed by a true-up and an August revision.

The Cap-and-Trade Program is not included in the budget. Neither is any General Obligation Bond to fund climate resiliency, clean water, groundwater cleanup, or infrastructure construction/protection efforts. The budget does include a potential draw on the General Fund to allocate \$10 billion, over five years, to several existing housing, homelessness, and pre-apprenticeship programs, as well as creating two new infrastructure financing programs within the Governor's Office of Business and Economic Development.

A proposal to establish a new climate resiliency fund is contained in trailer bill AB 78, which has been signed into law. Another trailer bill regarding 401 Water Quality Certification, AB 92, provides the State Water Resources Control Board with the ability to impose CEQA mitigation requirements after issuance of a 401 certification. This was in reaction to a court decision requiring state environmental review agencies to complete their processes associated with FERC relicensing applications within a year or be found to have waived jurisdiction. The trailer bill language was far too broad and would have placed FERC applicants in additional process jeopardy. These deficiencies have been minimized with language modifications to AB 92 which now specifies how and why the State can re-open certification. The modified version of AB 92 has been signed into law.

The annual Budget and Trailer Bill chart is attached. All bills on the chart have been enrolled and presented to the Governor. The Governor has 12 working days to use his "Blue Pencil," which gives him line-by-line veto authority to reduce or eliminate any appropriation contained in the budget. The Legislature can override any blue-penciled item by a 2/3 vote in both houses. In practice, the Legislature rarely overrides a budget veto.

### ***Bonds***

It does not appear that bond legislation will be successful this year. SB 45 (Allen D) Wildfire Prevention, Safe Drinking Water, Drought Preparation, and Flood Protect Bond Act of 2020 is still at the Assembly Desk waiting to be referred. AB 3256 (Garcia, Eduardo D) Climate risks bond measure is still in the Assembly.

### ***Regulatory***

#### ***Drinking Water and Clean Water State Revolving Funds***

The State Water Board adopted planning and funding documents for the Clean Water and Drinking Water State Revolving Fund Programs for Fiscal Year 2020-21. Millions of dollars in low interest and principal forgiveness loans are provided to dozens of communities throughout California. More than \$1.2 billion in potential new funding were approved. The Clean Water State Revolving Fund intended use plan adds up to \$910 million, and the Drinking Water State Revolving Fund intended use plan is in excess of \$308 million for new projects. The respective revolving fund programs and plans are adopted annually, which is now entering its third decade with drinking water and fourth decade for clean water projects. All projects are directly related to protecting or improving public health, water quality, or both.

#### ***SWRCB Fees***

Bob Gore and I had three meetings with State officials. The officials were Patrick Pulupa Central Valley Regional Water Quality Control Board Executive Officer; Andrew Altevogt, State Water Resources Control Board (SWRCB) Division of Drinking Water Assistant Deputy Director; and Karen Mogus, SWRCB Deputy Director in charge of the Division of Water Quality. The conversations were followed with letters and a background support document (attached). Additional meetings are being coordinated.

#### ***Federal District Court Denies Motion for Preliminary Injunction as to Shasta Dam Operations***

On June 24<sup>th</sup>, the United States District Court for the Eastern District of California denied the preliminary injunctive relief requested by a coalition of fishery and environmental groups (Plaintiffs) regarding the U.S. Bureau of Reclamation's (Reclamation) operations of Shasta Dam and Reservoir, and related temperature management actions on the upper Sacramento River. This denial followed the court's previous May 11<sup>th</sup> order in the case granting a three-week injunction as to Central Valley Project (CVP) export pumping operations from the Sacramento-San-Joaquin Delta.

The Plaintiffs sought the injunctive relief as part of their pending challenge to the validity of the 2019 Federal biological opinions (BiOps) issued by the National Marine Fisheries Service (NMFS) and the United States Fish & Wildlife Service for the long-term operation of the CVP and State Water Project (2019 BiOps). The Plaintiffs argued that the CVP operations covered under the 2019 BiOps would jeopardize the continued existence of Endangered Species Act listed species (including listed winter-run and spring-run Chinook salmon), and therefore the court should restore the previously controlling 2008 and 2009 BiOps that were in place prior to being replaced by the 2019 BiOps. In this regard,

Plaintiffs specifically requested that the court require Reclamation to perform certain actions as required under the 2009 NMFS BiOp in order to avoid alleged temperature dependent mortality to winter-run and spring-run salmon during the egg-to-fry life stage in the upper Sacramento River.

### *Other*

Miranda Flores, 37, of Folsom, has been appointed deputy secretary of legislation at the California Natural Resources Agency. Flores has been legislative director in the Office of State Assemblymember Bill Quirk since 2017, where she held several positions from 2012 to 2017, including interim chief of staff, legislative aide, and executive assistant. She was executive assistant in the Office of State Senate President pro Tempore Darrell Steinberg from 2010 to 2012, office manager and scheduler in the Office of State Senator Jenny Oropeza from 2008 to 2010, and lead capitol security technician for the California State Senate Sergeant-at-Arms from 2003 to 2008. This position does not require Senate confirmation. Flores is a Democrat.

### *Federal Affairs*

Both the House and Senate are in session. The House is operating with new proxy voting rules in place. Both chambers continue to work on legislation of importance to Kings River, including legislation to reauthorize the Water Resources Development Act (WRDA) and legislation aimed at Reclamation programs and western water issues.

### *Legislative*

#### *COVID-19*

July will be a critical month for discussions about additional coronavirus relief legislation as both chambers finalize proposals and discussions continue with the White House on where and how much funding is needed. Senate Majority Leader Mitch McConnell (R-KY) recently stated he sees the potential for Congress to pass another coronavirus response bill sometime this summer. However, aside from discreet proposals outlined in standalone legislative proposals, no comprehensive relief package has been developed by either the House or the Senate.

The Federal Reserve created the Municipal Liquidity Facility (MLF) program in response to the coronavirus pandemic to provide short-term loans to state and local governments with at least an A-credit rating. However, the program provides loans to only a maximum of two special districts per state. California has 1,913 special districts alone. Senators Dianne Feinstein and Kamala D. Harris, while noting that special districts have suffered substantial revenue losses as a result of COVID-19, sent a letter (attached) to the U.S. Department of Treasury and Federal Reserve calling for the removal of the cap limiting special district access to the MLF. In addition, Representative John Garamendi (CA-D) introduced the Special Districts Provide Essential Service Act (H.R. 7073) that provides special districts access to the MFL with no limitations. H.R. 7073 also establishes a 5% set aside of all future coronavirus relief funding for special districts, and provides a Federal definition of the term "special district."

The White House Office of Management and Budget (OMB) asked Federal agencies to prepare lists of regulations by June 23<sup>rd</sup> that may inhibit economic recovery during the pandemic. The lists are to include temporary regulatory actions agencies have taken in response to the COVID-19 pandemic that warrant the issuance of a permanent measure to promote economic recovery. Potentially targeted regulatory actions could include labor, energy, and environmental regulations, but the impacts of the memo on these regulations are uncertain.

## ***Corps Bills***

### ***Water Resources Development Act***

In May, the Senate Environment and Public Works Committee passed the Senate's version of the Water Resources Development Act (WRDA) legislation which includes the S. 3591, America's Water Infrastructure Act (AWIA), and S. 3590, the Drinking Water Infrastructure Act (DWIA). The House is still preparing its version of a WRDA reauthorization bill. The release of the draft legislation, as well as a mark-up of the bill, is expected to occur in July. After the House and Senate pass their individual bills, a reconciliation of the bills will occur in a conference committee. This year's bills will consider economic recovery, so WRDA could be incorporated into a more comprehensive economic recovery infrastructure package. As such, in the Senate, Environment and Public Works Chairman John Barrasso (R-WY) has pushed for merging his Environment and Public Works Committee's highway, drinking water and water projects (AWIA and DWIA) bills into a broad infrastructure package that could pair with but remain different from the House version. The recently House-passed Moving Forward Act (H.R. 2), mentioned above, does not include WRDA. Any incorporation of WRDA into a broader public infrastructure package will come later.

### ***Reclamation Bills***

Staff are monitoring several bills (see attachment). Below are updates on new bills or bills that have had activity during the month of June.

On July 2<sup>nd</sup>, the House of Representatives passed a \$1.5 trillion comprehensive infrastructure package. The Moving Forward Act (H.R. 2) includes \$65 billion for water projects, over \$25 billion for the Safe Drinking Water State Revolving Fund and other drinking water programs, and \$40 billion for wastewater infrastructure. The bill would reinstate advance refunding bonds and Build America Bonds, create new direct payment bonds, and exempt water infrastructure projects from the state allocation caps for Private Activity Bonds. The package also includes investments in modern water infrastructure for drought preparedness and improved water supply reliability and contains specific provisions related to western water supply. The House transportation reauthorization bill served as the base text of H.R. 2.

The package was not received well by the Senate or the White House, with immediate opposition from Senate Republicans, including Senate Majority Leader Mitch McConnell who declared the package dead on arrival in the Senate. The White House also issued a veto threat for the bill. Thus, the bill is not expected to advance past the House, but does provide the basis for negotiations on a final package from which both chambers and the Trump Administration can work. In that regard, work on a package is expected to continue through the summer and possibly into the fall. As such, the Trump Administration continues to express interest in a \$1 trillion infrastructure plan as outlined in the President's Fiscal Year 2021 budget proposal. KRCD staff are working with The Ferguson Group to identify projects that fit under funding categories to help legislators understand our funding needs for public infrastructure. Categories include projects under SGMA, fisheries, water quality, and maintenance.

In developing H.R. 2, House Democrats incorporated either the full or partial text of bills previously approved or introduced in the House, including bills currently being tracked by Kings River. These bills included:

- No previous bill number - FUTURE Drought Resiliency Act (Representative Huffman)
- H.R. 5316 – Move Water Now Act (Representative Cox (D-CA))
- H.R. 3723 – Desalination Development Act (Representative Levin (D-MI))

- H.R. 5347 – Disadvantaged Community Drinking Water Assistance Act (Representative Cox (D-CA))
- H.R. 1163 – Water Recycling Investment and Improvement Act (Representative Napolitano (D-CA))
- H.R. 4891 – Western Water Security Act of 2019 (Representative Torres Small (D-NM))
- H.R. 2473 – SAVE Water Resources Act (Representative Harder (D-CA)) - Only groundwater recharge planning provisions were included in H.R. 2.

The Senate passed the "Great American Outdoors Act," S. 3422 /H.R. 1957 on June 17, 2020 by a vote of 73-25. The bill permanently and fully funds the Land and Water Conservation Fund for the first time since it was created in 1964 at \$900 million annually, paid for by offshore oil and gas revenue. The bill also creates a five-year trust fund to draw down some of the \$20 billion backlog of deferred maintenance projects at national parks and other public lands around the country that are managed by the Department of the Interior. There was a major push to amend the bill to, among other things, remove a cap on how much offshore oil and gas revenue Gulf states can receive and put toward restoring their eroding coastlines. However, Senate Leadership decided not to allow any amendments to be considered during final debate. The bill now moves to the House, where bipartisan passage is expected, and then to the President who is expected to sign the bill into law.

### ***Other Bills***

The following Deregulatory legislation was introduced by congressional Republicans.

- S. 3926 (Senators Cruz (R-TX), Cotton (R-AR), Lankford (R-OK)) would amend the FAST Act to give project proponents more control over the permitting timetable and prevent litigation from unnecessarily holding up projects;
- S. 3927 (Senators Cruz (R-TX), Cotton (R-AR), Lankford (R-OK)) would reduce the time that project opponents could challenge a project's Federal permit or approval in court from 150 days to 90 days;
- S. 3922 (Senator Paul (R-KY)) would establish Federal regulatory review commissions;
- H.R. 7130 (Representative Davis (R-IL)) to codify the president's 2017 executive order, which consolidated the environmental review process across Federal agencies;
- H.R. 6691 (Rep. Roy (R-TX)) would permanently repeal any Federal regulations waived during the COVID -19 pandemic.

### ***ACWA Federal Affairs Committee***

I attended the Federal Affairs Committee on June 24<sup>th</sup>. 18 bills were reviewed, along with several items which are included in the other Federal Affairs sections of this report. One item of note: ACWA sent a letter (attached) to House and Senate leadership on June 26<sup>th</sup> that calls for investment in water infrastructure funding to help local economies recovery from COVID-19 pandemic.

### ***Budget***

#### ***USDA ARS (Agricultural Research Service) Snow Research***

The Ferguson Group continues to work with Senator Feinstein's and Representative Harder's offices, as well as the Bureau of Reclamation, on legislation to authorize funding for the ARS program and Aerial Snow Observatory (ASO) activities.

#### ***2021 Appropriations***

The House Appropriations Committee plans to begin marking-up Fiscal Year 2021 spending bills beginning the week of July 6<sup>th</sup>, with subcommittee markups for Interior and Energy & Water Development on July 7<sup>th</sup>. The Energy & Water Development and Interior-Environment bills are

expected to be reported out of full committee on July 10<sup>th</sup>. The Senate markups of Fiscal Year 2021 spending bills have been delayed due to policy disagreements over Democratic proposed COVID-19 and policing amendment riders. Senate Republicans do not believe these controversial amendments belong in spending bills, while Senate Democrats want to highlight their differences with the Majority party before the November elections. If the impasse continues, a temporary continuing resolution (CR) would be necessary to keep the government open after September 30<sup>th</sup>.

### ***Regulatory***

#### *Waters of the United States (WOTUS) and Navigable Protection Rule.*

The Trump Administration published their final Navigable Waters Protection Rule: Definition of "Waters of the United States" (WOTUS) rule in the Federal Register (FR) on June 29<sup>th</sup>. The rule, which was finalized in January, will take effect in 60-days from publication. This move also allows for litigation to be filed against the Administration and the final rule.

Speaking of WOTUS litigation, although they appear to have jumped the gun regarding the 60-day publication requirement, various groups have filed litigation against the U.S. Environmental Protection Agency and the Army Corps of Engineers challenging the Clean Water Act revisions. The Natural Resources Defense Council (NRDC) – joined by seven other environmental groups from Wisconsin, New Mexico and elsewhere – filed a challenge in a Federal district court in Massachusetts. A lawsuit was filed by more than a dozen national and local environmental organizations in the Federal district court in South Carolina. A Federal judge in San Francisco denied a motion by a coalition of Democratic state attorneys generals to issue a nationwide injunction of the Trump Administration's new regulation. The judge ruled that the plaintiffs did not show they had a strong enough challenge to the Navigable Waters Protection Rule to warrant a preliminary injunction. Shortly after that ruling, a Federal judge in Colorado granted that state's request to put implementation of the WOTUS rule on hold in that state. Also, a coalition of Native American tribes and environmental groups have filed two more lawsuits challenging the new WOTUS rule.

PP/CT/CM/sjs

R20-0035  
File: 202.01

*State*

**AB 352 (Garcia D) Wildfire Prevention, Safe Drinking Water, Drought Preparation, and Flood Protection Bond Act of 2020**--Would enact the Wildfire Prevention, Safe Drinking Water, Drought Preparation, and Flood Protection Bond Act of 2020, which, if approved by the voters, would authorize the issuance of bonds in the amount of \$3,920,000,000 pursuant to the State General Obligation Bond Law to finance a wildfire prevention, safe drinking water, drought preparation, and flood protection program. The bill would provide for the submission of these provisions to the voters at the November 3, 2020, statewide general election.

**AB 916 (Muratsuchi D) Pesticide use: glyphosate**--Would, until January 1, 2025, prohibit a city, county, charter city, city and county, or a special district, as defined, from using any pesticide that contains the active ingredient glyphosate. The bill would not preclude a county, city, charter city, city and county, or a special district from adopting or enforcing stricter pesticide use policies.

**Ab 3256 (Garcia D) Climate risks: bond measure**--The California Drought, Water, Parks, Climate, Coastal Protection, and Outdoor Access For All Act of 2018, approved by the voters as Proposition 68 at the June 5, 2018, statewide direct primary election, authorizes the issuance of bonds in the amount of \$4,000,000,000 pursuant to the State General Obligation Bond Law to finance a drought, water, parks, climate, coastal protection, and outdoor access for all program. This bill would state the intent of the Legislature to enact a bond measure that would address climate risks to the State of California.

**ACA 3 (Mathis R) Clean Water for All Act**--This measure, the Clean Water for All Act, would additionally require, commencing with the 2021–22 fiscal year, not less than 2% of specified state revenues to be set apart for the payment of principal and interest on bonds authorized pursuant to the Water Quality, Supply, and Infrastructure Improvement Act of 2014; water supply, delivery, and quality projects administered by the department, and water quality projects administered by the state board, as provided.

**SB 45 (Allen D) Wildfire Prevention, Safe Drinking Water, Drought Prep, and Flood Protection Bond Act of 2020**--Would enact the Wildfire Prevention, Safe Drinking Water, Drought Preparation, and Flood Protection Bond Act of 2020, which, if approved by the voters, would authorize the issuance of bonds in the amount of \$5,510,000,000 pursuant to the State General Obligation Bond Law to finance projects for a wildfire prevention, safe drinking water, drought preparation, and flood protection program.

**SB 69 (Wiener D) Ocean Resiliency Act of 2019**--Current law requires the Fish and Game Commission to establish fish hatcheries for the purposes of stocking the waters of California with fish, and requires the Department of Fish and Wildlife to maintain and operate those hatcheries. This bill would require the department to develop and implement a plan, in collaboration with specified scientists, experts, and representatives, as part of its fish hatchery operations for the improvement of the survival of hatchery-produced salmon, and the increased contribution of the hatchery program to commercial and recreational salmon fisheries.

**SB 559 (Hurtado D) California Water Commission: grant: Friant-Kern Canal**--Under current law, the United States Bureau of Reclamation operates the federal Central Valley Project and the Department of Water Resources operates the State Water Project to supply water to persons and entities in the state. Current law establishes the California Water Commission, consisting of 9 members appointed by the Governor, in the department. This bill would require the commission to make a grant of \$400,000,000 to a specified joint powers authority to restore the capacity of the

Friant-Kern Canal, subject to an appropriation. The bill, among other things, would require the grant to be part of a comprehensive solution to groundwater sustainability and subsidence in the San Joaquin Valley and would require the joint powers authority to demonstrate a funding match of at least 35% from user fees, local sources, federal funding, or a combination of these sources.

SB 797 (Wilk R) **Water resources: permit to appropriate: application procedure**--Current law requires the State Water Resources Control Board to issue and deliver a notice of an application as soon as practicable after the receipt of an application for a permit to appropriate water that conforms to the law. Current law allows interested persons to file a written protest with regard to an application to appropriate water and requires the protestant to set forth the objections to the application. Current law declares that no hearing is necessary to issue a permit in connection with an unprotested application, or if the undisputed facts support the issuance of the permit and there is no disputed issue of material fact, unless the board elects to hold a hearing. This bill, if the board has not rendered a final determination on an application for a permit to appropriate water within 30 years from the date the application was filed, would require the board to issue a new notice and provide an opportunity for protests before rendering a final determination, with specified exceptions.

RESTORATION OF ESSENTIAL CONVEYANCE CAPACITY			AVERAGE YIELD (taf/yr)	Avg Yield (taf/yr)	Capital Cost (\$ mill.)	Annual Capital Cost (\$/af)
Friant-Kern Canal Capacity Restoration			Necessary for maintenance of exisiting supplies	150	430	\$186
Delta-Mendota Canal Capacity Restoration	400	cfs		100	TBD	
Friant-Kern Canal Reverse Flow & Recirculation	500	cfs		260	19 to 56	\$14
Calloway Canal Improvements				19	31	\$106
California Aqueduct Capacity Restoration					TBD	
NEW INFRASTRUCTURE						
Mid-Valley Canal - South Branch	3,000	cfs	Up to 2,200 taf		750	
Mid-Valley Canal - North Branch	1,000	cfs			120	
Trans-Valley Conveyance	3,000	cfs			500	
Groundwater Recharge Facilities (100,000 ac)	12,000	cfs		200	1,200	\$390
South Delta Improvement Plan						
Delta Conveyance Improvements	12,000	cfs		Up to 1,250	2,400	\$78
Enlarge Delta-Mendota Canal						
ENHANCED WATER MANAGEMENT						
Coordinated Operations between SWP, CVP and Friant			Up to 80 taf	43 to 77		
Enhanced Water Transfers and Exchanges						
Strategic, Multi-benefit Land Conversion	25,000	ac	Up to 50 taf	50	300	\$390
Non-Farm Conservation			Up to 10 taf	4 to 10	TBD	
Advanced Runoff Forecasting & Monitoring						
POLICY AND REGULATORY CHANGES TO EXPEDITE PROCESSES						
Reconsultation on Delta Operations			Included in new infrastructure estimates above	700		
Voluntary Agreements						
Expedited Safe Harbor Permits						
Expedited Permitting for Ecosystem Restoration						
Place of use Adjustements to Maximize Recharge						
Expedited Permitting for Water Markets						
WATER QUALITY						
Safe, Reliable Water for Disadvantaged Communities						
TOTAL			Up to 2.5 maf	up to 2.5 maf	5,800	\$150



## 2020 Budget and Trailer Bill List – Wednesday, July 1, 2020

**Signed by Governor**

Indicates Trailer Bills Acted Upon On June 15, 2020

Indicates Trailer Bills Acted Upon After June 25, 2020

Budget Bills					
Measure	Topic	Current Text	Brief Summary	Vote Required	Floor Votes
<b>SB 74</b>	2020 Budget Bill	As Amended, June 11, 2020	SB 74 contains the changes to the State Budget that reflect the Legislative Democrat's plan to close the \$54 billion budget gap. Just prior to passage, Senator Toni Atkins revealed that Governor Gavin Newsom has yet to agree with every detail in the Democrat's proposed budget bill and further negotiations are ongoing. This bill authorizes General Fund expenditures of \$142.97 billion and assumes \$148.7 billion in total General Fund resources. Under this budget act, there are combined total reserves in the Budget Stabilization Account, the Special Fund for Economic Uncertainties and the Safety Net Reserve of over \$11 billion.	Majority	6/15/2020 A Floor (61 Ayes – 15 Noes) S Floor (29 Ayes – 11 Noes) 6/29/2020 – Signed by Governor

Budget Bill Jr.					
Senate Measure	Assembly Measure	Topic	Brief Summary	Vote Required	Floor Votes
<b>SB 121</b>	<b>AB 89</b>	Budget Bill Jr.	This is Budget Bill Junior associated with the Budget Act of 2020. This bill makes technical and substantive changes to the Budget Act. It does not rely on additional Rainy Day Funds, Safety Net Reserve Funds, or the Public Employee Retirement System deferral if additional federal funds did not materialize. Instead, this agreement relies upon updated baseline forecast adjustments to revenues and expenditures and an increased Proposition 98 deferral. It changes from the Legislature's "trigger down" approach (including funding in the budget that is reduced only if additional federal funds were not received by September 1, 2020), to a "trigger up" approach (only providing funding or augmenting programs if additional federal funds are received by October 15, 2020, as specified).	Majority	AB 89* S Floor (29 Ayes – 11 Noes) A Floor (58 Ayes – 17 Noes) 6/29/2020 – Signed by Governor

Trailer Bills					
Senate Measure	Assembly Measure	Topic	Brief Summary	Vote Required	Floor Votes
<a href="#"><u>SB 88</u></a>	<a href="#"><u>AB 75</u></a>	2019 Supplemental Appropriation	Makes a supplemental appropriation to the Budget Act of 2019. Specifically, this bill appropriates \$119,727,000 General Fund to multiple state agencies for costs incurred during the 2019-2020 fiscal year.	Majority	AB 75* S Floor (40 Ayes – 0 Noes) A Floor (75 Ayes – 0 Noes) 6/29/2020 – Signed by Governor
	<a href="#"><u>AB 76</u></a>	Education finance; apportionment	Defers \$1,850,377,000 in payments for K-12 education, and defers \$330,128,000 in payments for the California Community Colleges from June 2020 to July 2020. Appropriates \$406.7 million Proposition 98 General Fund for K-12 education.	Majority	6/15/2020 S Floor (40 Ayes – 0 Noes) A Floor (79 Ayes – 0 Noes) 6/29/2020 – Signed by Governor
<a href="#"><u>SB 98</u></a>	<a href="#"><u>AB 77</u></a>	K-12 Education	Makes a variety of statutory changes to implement the 2020-21 Budget Act in the areas of K-12 education, early education, and the Commission on Teacher Credentialing. The funding related to the changes in this bill is contained in the 2020-21 Budget Act. In addition, this bill appropriates funding for K-14 education programs, totaling approximately \$5.8 billion.	Majority	SB 98 6/26/2020 - A Floor (57 Ayes – 17 Noes) 6/29/2020 S Floor (29 Ayes – 10 Noes) 6/29/2020 – Signed by Governor
<a href="#"><u>SB 100</u></a>	<a href="#"><u>AB 78</u></a>	I-Bank	Makes technical and clarifying statutory revisions affecting IBank programs necessary to implement the Budget Act of 2020. It establishes the Climate Catalyst Revolving Loan Fund Act of 2020, which makes moneys in the fund available for expenditure upon appropriation by the Legislature for purposes of funding “climate catalyst projects” to further the state’s climate goals, activities that reduce climate risk, and the implementation of low-carbon technology and infrastructure.	Majority	AB 78* S Floor (28 Ayes – 12 Noes) A Floor (59 Ayes – 13 Noes) 6/29/2020 – Signed by Governor

Trailer Bills					
Senate Measure	Assembly Measure	Topic	Brief Summary	Vote Required	Floor Votes
<a href="#"><u>SB 101</u></a>	<a href="#"><u>AB 79</u></a>	Human Services	Enacts human-services related provisions of the Budget Act of 2020 including provisions dealing with: specified supplemental rate increases; Enhanced Behavioral Support Homes; Stabilization, Training, Assistance, and Reintegration homes; and, the State Council on Developmental Disabilities Self-Determination Program.	Majority	AB 79* S Floor (29 Ayes – 11 Noes) A Floor (73 Ayes – 0 Noes) 6/29/2020 – Signed by Governor
<a href="#"><u>SB 102</u></a>	<a href="#"><u>AB 80</u></a>	Health	Omnibus health trailer bills, and contains changes to Medi-Cal, a variety of Department of Health Care Services and Department of Public Health and Covered California activities, and establishes the Health Care Payments Data Program.	Majority	AB 80* S Floor (29 Ayes – 11 Noes) A Floor (58 Ayes – 13 Noes) 6/29/2020 – Signed by Governor
<a href="#"><u>SB 107</u></a>	<a href="#"><u>AB 81</u></a>	Quality Assurance Fee	Omnibus health trailer bills dealing with skilled nursing facilities, Long-Term Care Quality Assurance Fund, continues the Quality and Accountability Supplemental Payment System, auditing requirements for federal funding related to the COVID-19, conditions to Medi-Cal funding, and the Mental Health Services Act.	2/3rds	AB 81* S Floor (28 Ayes – 11 Noes) A Floor (59 Ayes – 10 Noes) 6/29/2020 – Signed by Governor
<a href="#"><u>SB 108</u></a>	<a href="#"><u>AB 82</u></a>	General Government	This legislation contains statutory provisions related to general government and state administration necessary to implement the Budget Act of 2020. More specifically, includes: changes to delay the Responsible Beverages Act, cannabis enforcement; establishes the Social Entrepreneurs for Economic Development program; streamlines operations between EDD and DMV; annual Department of Industrial Relations wage claims reporting; rural broadband; privacy brokers, and used car sales tax clean ups.	Majority	AB 82* S Floor (29 Ayes – 11 Noes) A Floor (57 Ayes – 11 Noes) 6/29/2020 – Signed by Governor

Trailer Bills					
Senate Measure	Assembly Measure	Topic	Brief Summary	Vote Required	Floor Votes
<a href="#"><u>SB 110</u></a>	<a href="#"><u>AB 83</u></a>	Housing	Provides changes necessary to enact the housing and homelessness provisions of the Budget Act of 2020. Changes affect the National Mortgage Settlement, state-to-local-government property exchanges, planning and zoning laws, special occupancy parks, the Homeless Housing, Assistance, and Prevention Program, Building Homes and Jobs Trust Fund, Project Room Key, Low Income Housing Tax Credit, Housing First, and Housing Navigator program.	Majority	AB 83* S Floor (31 Ayes – 3 Noes) A Floor (74 Ayes – 1 Noes) 6/29/2020 – Signed by Governor
<a href="#"><u>SB 111</u></a>	<a href="#"><u>AB 84</u></a>	CalSTRS/CalPERS	Various statutory changes to implement the employee compensation provisions of the 2020-21 budget are included in these bills dealing with CalPERS, CalSTRS, and the Personal Leave Program 2020.	Majority	AB 84* S Floor (29 Ayes – 10 Noes) A Floor (58 Ayes – 16 Noes) 6/29/2020 – Signed by Governor
	<a href="#"><u>AB 85</u></a>	State taxes and charges	This bill is the revenue trailer bill for the 2020-21 Budget. The provisions of this bill result in a net General Fund benefit of approximately \$4.4 billion for the 2020-21 fiscal year, utilizing the Used Car Dealer Sales Tax Remittance, Net Operating Loss Suspension, Tax Credit Limits, and Minimum Franchise Tax First Year Exemption.	Majority	6/15/2020 S Floor (27 Ayes – 11 Noes) A Floor (56 Ayes – 20 Noes) 6/29/2020 – Signed by Governor
<a href="#"><u>SB 118</u></a>	<a href="#"><u>AB 88</u></a>	Public Safety	As part of the 2020-21 budget package, SB 118 and AB 88 make statutory changes to implement the budget act including provisions dealing with indigent defense, sex offender registration, juvenile justice, parolees, criminal records, firearms, court appearances and other related issues. 6/26/2020 – Assembly returned AB 88 to the Senate.	Majority	AB 88 S Floor (28 Ayes – 12 Noes) A Floor (Ayes – Noes)
<a href="#"><u>SB 122</u></a>	<a href="#"><u>AB 90</u></a>	Transportation	Provides for statutory changes necessary to issues dealing with transit agencies, aircraft jet fuel, High Speed Rail business plan, and the Heavy-Duty Vehicle Maintenance and Inspection Program to enact the transportation provisions of the Budget Act of 2020.	Majority	AB 90* S Floor (29 Ayes – 11 Noes) A Floor (58 Ayes – 17 Noes) 6/29/2020 – Signed by Governor

Trailer Bills					
Senate Measure	Assembly Measure	Topic	Brief Summary	Vote Required	Floor Votes
<a href="#"><u>SB 123</u></a>	<a href="#"><u>AB 92</u></a>	Resources	Makes statutory changes to implement the Budget Act - forest management on federal lands, State Water Resources Control Board fees, confined animal fees, old general obligation bonds (Props 112 & 82), Lead Acid Battery Clean-Up Fund, sale of state-designated fair properties, and 401 Certification.	Majority	AB 92* S Floor (27 Ayes – 13 Noes) A Floor (56 Ayes – 18 Noes) 6/29/2020 – Signed by Governor
<a href="#"><u>SB 124</u></a>	<a href="#"><u>AB 93</u></a>	Earned Income Tax Credit	Expands California Earned Income Tax Credit and Young Child Tax Credit eligibility and removes from conformity to Internal Revenue Code EITC eligibility rules related to the exception from eligibility for certain Social Security Numbers.	Majority	AB 93* S Floor (29 Ayes – 10 Noes) A Floor (58 Ayes – 16 Noes) 6/29/2020 – Signed by Governor
<a href="#"><u>SB 116</u></a>	<a href="#"><u>AB 94</u></a>	Higher Education	Makes various statutory changes to implement the higher education provisions of the 2020-21 budget by making changes to Cal Grant awards, Dreamer Service Incentive Grant Program, Golden State Teachers Grant Program, Middle Class Scholarship Program, COVID-19 expenses, and a variety of community college, CSU and UC programs and policies.	Majority	6/25/2020 - AB 94 S Floor (30 Ayes – 10 Noes) A Floor (Ayes – Noes) 6/29/2020 - SB 116 A Floor (73 Ayes – 1 Noes) S Floor (30 Ayes – 9 Noes) 6/29/2020 – Signed by Governor
<a href="#"><u>SB 809</u></a>	<a href="#"><u>AB 100</u></a>	General Government II (Elections)	Makes statutory changes to 2020 General Elections Funding and establishes the Alfred E. Alquist Seismic Safety Commission as a separate unit within the Office of Emergency Services.	Majority	AB 100* S Floor (40 Ayes – 0 Noes) A Floor (75 Ayes – 0 Noes) 6/29/2020 – Signed by Governor

Trailer Bills					
Senate Measure	Assembly Measure	Topic	Brief Summary	Vote Required	Floor Votes
<a href="#"><u>SB 813</u></a>	<a href="#"><u>AB 105</u></a>	Solar Fix	These are the Nonresidential Solar Energy Systems trailer bills for the 2020-21 budget. The provisions of the bills do not result in any fiscal impact as they merely extend existing property tax exemptions. <b>6/26/2020</b> – AB 105 referred to the Assembly Revenue & Taxation Committee	2/3rds	<b>AB 105</b> <b>S Floor</b> (28 Ayes – 11 Noes) <b>A Floor</b> ( Ayes – Noes)
<a href="#"><u>SB 810</u></a>	<a href="#"><u>AB 102</u></a>	CalSavers	Transfers enforcement responsibilities for the CalSavers program from the Employment Development Department to the CalSavers Retirement Board and the Franchise Tax Board and makes other technical updates to the CalSavers program.	Majority	<b>AB 102*</b> <b>S Floor</b> (29 Ayes – 11 Noes) <b>A Floor</b> (59 Ayes – 15 Noes) <b>6/29/2020 – Signed by Governor</b>
<a href="#"><u>SB 811</u></a>	<a href="#"><u>AB 103</u></a>	EDD, Maximum Federal UI Funds	Provides conformity to federal law for the purpose of accessing additional unemployment insurance administration funds and to extend federal unemployment insurance benefits to workers.	Majority	<b>AB 103*</b> <b>S Floor</b> (40 Ayes – 0 Noes) <b>A Floor</b> (75 Ayes – 0 Noes) <b>6/29/2020 – Signed by Governor</b>
	<a href="#"><u>AB 119</u></a>	State employment: State Bargaining Units	Makes necessary statutory changes to ratify and implement memoranda of understanding and addenda between 12 bargaining units and the state.	Majority	<b>AB 119*</b> <b>S Floor</b> (29 Ayes – 10 Noes) <b>A Floor</b> (65 Ayes – 8 Noes) <b>6/29/2020 – Signed by Governor</b>

\*On these bills, Senate actions were taken on June 25, 2020, Assembly actions were taken on June 26, 2020.



VIA EMAIL

June 24, 2020

Ms. Karen Mogus- Deputy Director  
State Water Resources Control Board  
Division of Water Quality  
P.O. Box, 100  
Sacramento, CA 95812-0100

Re: Follow-up from June 19, 2020 Call

Dear Ms. Mogus:

It was a pleasure speaking with you on Friday June 19<sup>th</sup>. Bob Gore and I appreciate you taking the time to understand the Kings River Conservation District (KRCD), the Kings River region, the challenges farmers face, and the impacts those challenges have on farming and the disadvantaged. While KRCD and our constituent farmers focus on SGMA, recharge, the ILRP, CV-SALTS requirements, and ensuring a sustainable water supply for the disadvantaged and disadvantaged communities, a key challenge is the myriad of fees and regulations faced by farmers, including water quality fees and regulations.

We look forward to building a partnership and further engaging with the Division of Water Quality. Your offer to arrange a cost of compliance meeting is much appreciated. Exploring and developing a better understanding of Waste Discharge Permit Fund (WDPF) programmatic governance as pertains to the legislative origin of, logic behind, and composition of water quality fees will bring significant value.

Of particular interest is developing a better understanding of the number, allocation, type, and function of staff positions and associated costs. Our hope is to discuss and institute means and methods for maintaining or reducing fees, such as through increased efficiencies and moving current State activities to coalitions. We are also working with the Division of Drinking Water.

Enclosed is a summary of facts and concerns as pertains to KRCD, the Kings River region, the challenges farmers face, and the impacts those challenges have on farming and the disadvantaged.

Thank you again for your time. We look forward to our continued engagement.

Sincerely,

Paul G. Peschel, P.E.  
General Manager

PP/CM/sjs

Enclosures: As Stated

L20-0039  
File: 300.29.04

BOARD OF DIRECTORS

Division I, CHRIS M. KAPHEIM, Dinuba • Division II, MASARU YOSHIMOTO, Fowler • Division III, GREGORY BEBERIAN, Fresno • Division IV, MARK McKEAN, Riverdale • Division V, D. PAUL STANFIELD, Hanford  
Division VI, CEIL W. HOWE, JR., Stratford • Division VII, DR. DAVID CEHRS, Sanger

OFFICERS

D. PAUL STANFIELD, President • GREGORY BEBERIAN, Vice President • PAUL PESCHEL, General Manager • Secretary • BRIAN TREVARROW, Auditor



VIA EMAIL

June 24, 2020

Mr. Adam Altevogt- Asst. Deputy Director  
State Water Resources Control Board  
Division of Drinking Water; Safe Affordable Drinking Water Branch  
P.O. Box 100  
Sacramento, CA 95812-0100

Re: Follow-up from June 22, 2020 Call

Dear Mr. Altevogt:

It is was a pleasure speaking with you on Monday, June 22<sup>nd</sup>. Bob Gore and I appreciate you taking the time to understand the Kings River Conservation District (KRCD), the Kings River region, the challenges farmers face, and the impacts those challenges have on farming and the disadvantaged. While KRCD and our constituent farmers focus on SGMA, recharge, the ILRP, CV-SALTS requirements, and ensuring a sustainable water supply for the disadvantaged and disadvantaged communities, a key challenge is the myriad of fees and regulations faced by farmers, including water quality fees and regulations.

We look forward to building a partnership and further engaging with the Division of Drinking water, with a focus on leveraging safe and affordable drinking water funds to minimize the challenges faced by farmers associated with the ILRP, CV-SALTS, and other fees and regulations. We are also working with the Division of Water Quality.

Enclosed is a summary of facts and concerns as pertains to KRCD, the Kings River region, the challenges farmers face, and the impacts those challenges have on farming and the disadvantaged.

Thank you again for your time. We look forward to our continued engagement.

Sincerely,

Paul G. Peschel, P.E.  
General Manager

PP/CM/sjs

Enclosures: As Stated

L20-0040  
File: 300.29.04

**BOARD OF DIRECTORS**

Division I, CHRIS M. KAPHEIM, Dinuba · Division II, MASARU YOSHIMOTO, Fowler · Division III, GREGORY BEBERIAN, Fresno · Division IV, MARK McKEAN, Riverdale · Division V, D. PAUL STANFIELD, Hanford  
Division VI, CEIL W. HOWE, JR., Stratford · Division VII, DR. DAVID CEHRS, Sanger

**OFFICERS**

D. PAUL STANFIELD, President · GREGORY BEBERIAN, Vice President · PAUL PESCHEL, General Manager · Secretary · BRIAN TREVARROW, Auditor



**VIA EMAIL**

July 6, 2020

Mr. Patrick Pulupa, Executive Officer  
Central Valley Regional Water Quality Control Board  
Region 5  
11020 Sun Center Drive, #200  
Rancho Cordova, CA 95670-6114

Re: Follow-up from July 1, 2020 Call

Dear Mr. Pulupa:

It was a pleasure speaking with you on Wednesday, July 1<sup>st</sup>. Bob Gore and I appreciate you taking the time to understand the Kings River Conservation District (KRCD), the Kings River region, the challenges farmers face, and the impacts those challenges have on farming and the disadvantaged.

While KRCD and our constituent farmers focus on SGMA, recharge, the ILRP, CV-SALTS requirements, and ensuring a sustainable water supply for the disadvantaged and disadvantaged communities, a key challenge is the myriad of fees and regulations faced by farmers, including water quality fees and regulations.

Although not critical to meeting current CV-SALTS and ILRP requirements, KRCD is independently exploring proceeding with a comprehensive and multi-benefit water resource study. Currently the study is envisioned to include well assessments in terms of facility make-up, water quality, water levels, and other data. The results of this effort would create a foundation from which issues, concerns, and problems can be clearly identified. Data generated will inform interim and ultimately long-term solutions where plans can be developed and implemented.

Receiving funding support for the various study stages (the study, interim, and long-term solutions) would be ideal. The study and associated solutions would not only benefit the ILRP and CV-SALTS (nitrate and salts), but provide critical data and solutions for mitigating other constituents of concern, which may assist in monitoring SGMA's undesirable results and help IRWM constituents with similar water resource solutions. KRCD's goal is to move forward with this effort on a parallel course with CV-SALTS implementation. Any assistance you can provide in terms of advice, direction, support, or funding avenues would be greatly appreciated.

**BOARD OF DIRECTORS**

Division I, CHRIS M. KAPHEIM, Dinuba • Division II, MASARU YOSHIMOTO, Fowler • Division III, GREGORY BEBERIAN, Fresno • Division IV, MARK McKEAN, Riverdale • Division V, D. PAUL STANFIELD, Hanford  
Division VI, CEIL W. HOWE, JR., Stratford • Division VII, DR. DAVID CEHRS, Sanger

**OFFICERS**

D. PAUL STANFIELD, President • GREGORY BEBERIAN, Vice President • PAUL PESCHEL, General Manager • Secretary • BRIAN TREVARROW, Auditor

Another multi-benefit program we discussed was the Airborne Snow Observatory (ASO). ASO provides a near-perfect assessment of snow water content and improves forecasting with accuracy through 10-days. Thus, this new tool is critical for accurate and greatly improved snowpack and runoff predictions. With climate change and numerous other factors impacting water resources, this is a critical tool that has proven multiple benefits and is paramount to continue to fund and utilize. Benefits include helping mitigate water quality, drinking water, environmental (fishery, groundwater connected ecosystems, and others), flood control, water supply, and climate change impacts across all these and other water resource related elements.

Funding for ASO was moved from NASA to a private entity. Per flight costs are approximately \$150,000, with multiple flights required per season, and an additional \$20,000 per flight to receive vital modeling. State funding for the program was proposed, but was removed from the State budget. We realize this program does not fall under your purview, but it will benefit the programs under your purview. As such, we ask for any support you can provide to help establish and maintain funding.

Enclosed is a summary of facts and concerns as pertains to KRCD, the Kings River region, the challenges farmers face, and the impacts those challenges have on farming and the disadvantaged.

Thank you again for your time. We look forward to our continued partnership and engagement.

Sincerely,



Paul G. Peschel, P.E.  
General Manager

PP/CM/sjs

Enclosures: As Stated

L20-0046  
File: 300.29.04



## Agency Profile

Established in 1951 by a special act of the State legislature, the Kings River Conservation District is a multi-county, special district formed to manage the lower Kings River watershed, serving all the constituents within 1.2 million acres in portions of Fresno, Kings and Tulare counties. KRCRD is governed by an elected board of seven directors. The District is a collaborative resource agency responsible for water, energy, and environmental resources in the Kings River region. Activities include:

**Flood Control** Responsible for maintaining more than 170 miles of flood control levees on the Kings River.

**Hydroelectric Generation** Owner/operator since 1984 of the Pine Flat Power Plant, providing reliable, low-cost power to the State Water Project pumping facilities.

**SGMA** Supporting implementation of SGMA for the Kings and Tulare Lake Subbasins. KRCRD provides staff support to six of the 12 GSAS in the service area.

**Water Quality** Leading implementation of the Irrigated Lands Regulatory Program and CV-SALTS in the region.

**IRMWP** Managing and participating in the Kings Basin Water Authority, the governing body implementing the Kings Basin Integrated Regional Water Management Plan for the Kings Subbasin.

**Fisheries** A party to the Kings River Fishery Management Program, providing financial, biological, engineering, and project construction support to enhance the fishery of the Kings River below Pine Flat Dam.

### Socioeconomic Facts

- Median Household income \$46,000
- 52% Hispanic (of all races), 31% White, 5% Black, 10% Asian, 2% Other
- Average unemployment rate April 2020 17.8%

### Urban Facts

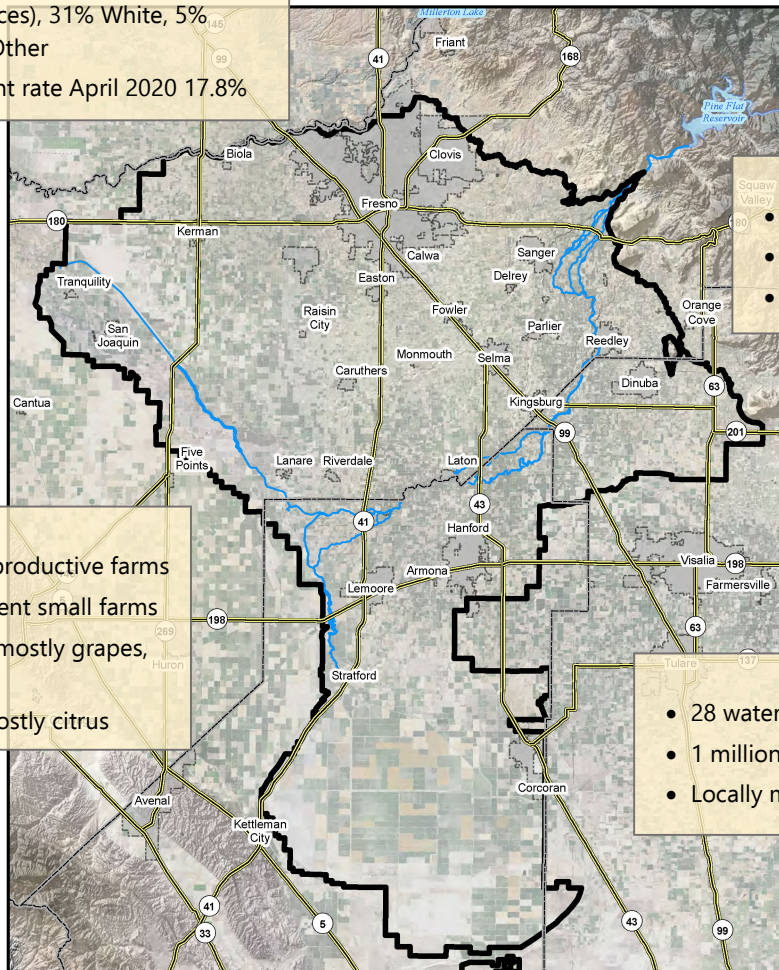
- 14 incorporated cities
- Over 100 DACs
- Population 1.6 million

### Ag Facts

- 1 mill. acres of highly productive farms
- 60% of acreage represent small farms
- Northern service area mostly grapes, tree fruits, & nuts.
- Eastern service area mostly citrus

### Water Facts

- 28 water delivery agencies
- 1 million-acre Pine Flat Reservoir
- Locally managed river system



# Regulatory & Other Impacts Affecting Farmers

Farmers abilities to continue farming is increasingly threatened due to the variety of pressures on their operations. Regulations and other impacts effect their ability to feasibly and economically farm. Impacts to farmers have a ripple effect in the ag-based economy of the Kings River service area. Below are just some of the issues that challenge growers and their ability to compete in national and international markets. Their concern is the ongoing layering of new laws and regulations. The daily challenges continue to become more compounded.

## Water Regulations



Water regulations imposed on growers greatly increase farming operations costs. These include, new and changing reporting requirements, new agencies to interact with, additional fees, and time constraints to name a few.

Some Irrigated Lands Regulatory Program requirements include:

- Keeping irrigation water from flowing off farms and into rivers and streams
- Tracking and reporting total nitrogen applied
- Preparing and implementing a “certified” Nitrogen Management Plan for every crop
- Testing drinking water and providing notice to consumer and regional board
- Paying fees to the State Board and to their local Coalition
- Attending mandatory outreach events

It is estimated that the Sustainable Groundwater Management Act will remove over million acres out of production. The administration of CV-SALTS will come with enforcement actions to provide drinking water to consumers who live on ag lands.

## Other Regulations & Concerns



### Labor laws

- Ongoing minimum wage increases
- Additional overtime requirement
- Farm labor contractor regulations
- Heat illness prevention regulations



### Environment

- Strictest in the nation crop protection regulations
- Additional pesticide restrictions
- Stricter emissions reduction targets
- Local air district requirements on water pumping equipment, other stationary sources, dust control



### General Business

Farming operations are businesses and face all the issues specific to employers in California including:

- Employer liability concerns
- Meal and rest period regulation
- Documentation requirements
- Fluctuating commodity prices
- Increasing in operating costs



### Food Safety

- Food safety regulations at the state and federal level
- Food safety regulations that often conflict with water quality regulations

## Water Supply Challenges

### Farm Acreage Increases

- Fresno Co. 48% acreage increase since 1985

### Population Increases

- Fresno Co. 45% increase in population 1980 – 2010
- Central Valley cities are generally groundwater dependent

### Water Supply Depleting

- Surface water due to natural and regulatory conditions
- Groundwater due to natural and regulatory conditions

### Increased costs

- Building new infrastructure
- Maintaining aging water infrastructure

### Hardened Demand

- About 50% farmland is hardened demand due to permanent crops
- Additional 11% is hardened urban demand



# Kings River Federal Legislative Tracker

Last Updated: July 06, 2020

## Overview

The following legislative tracker provides the status of legislation introduced in the 116th Congress pertaining to the interests of Kings River. Each of the bill numbers is hyperlinked to the bill text, FiscalNote (FN) Outlook information and other related details.

The FN Outlook on the right side of each bill provides the legislation's pre-Floor (left) and Floor (right) likelihood of passing. The percentages shown are the status of the bill in the Chamber where it is currently under consideration (this is shown under 'Status'). The pre-Floor score is defined as the bill's likelihood of passing after it has been introduced but while it is being considered in that chamber's committees - before it has moved to the Floor for a vote.

This legislative tracker is developed in coordination with The Ferguson Group.

## Bills by Issue

### Recently Updated Bills (1)

Bill Number	Last Action	Status	FN Outlook
<b>HR 2</b>	<b>Pursuant To Clause 1 C Of Rule Xix The House Resumed Consideration Of H R 2 2020 07 01</b>	<b>In Senate</b>	<b>81.1% 46.1%</b>
<div> <div> <b>Title</b> INVEST in America Act </div> <div> <b>Primary Sponsors</b> Peter DeFazio </div> </div> <div> <b>Bill Summary:</b> Last edited by TFG Reports at Jul 1, 2020, 8:25 PM  This bill addresses provisions related to federal-aid highway, transit, highway safety, motor carrier, research, hazardous materials, and rail programs at the Department of Transportation, among other provisions, including the Bureau of Reclamation </div> <div> <b>Introduction Date:</b> 2020-06-11 </div>			
<b>Organizational Notes</b>  Last edited by Kristi More at Jul 6, 2020, 10:04 PM #kingsriver The Family Farm Alliance sent a comment letter on the FUTURE Drought Resiliency Act on 2/7/20.  Last edited by Kristi More at Jul 6, 2020, 10:01 PM #TFGWater HR 2 serves as the official introduction of Rep. Harder's FUTURE Drought Resiliency Act. Rep. Huffman had previously called for comments on the discussion draft in January and February of 2020. Prior to the introduction of HR 2, the FUTURE bill had only been released in draft form.			

### Kings River - Corps of Engineers (2)

**AGENDA ITEM 6a.**

Bill Number

**S 3591**

Last Action

**S Amdt 1593 Senate Amendment Submitted**  
**2020 06 08**

Status

**In Senate**

FN Outlook

**5.6%****85.4%****Title**

America's Water Infrastructure Act of 2020

**Primary Sponsors**

John Barrasso

**Bill Summary:** Last edited by TFG Reports at Jun 16, 2020, 5:51 PM  
This bill provides roughly \$17 billion in new federal authorizations to invest in our infrastructure for projects across the country.**Introduction Date:** 2020-05-04**Organizational Notes**Last edited by Kristi More at Jul 6, 2020, 9:41 PM  
#TFGWater Bill included as part of Senate WRDA reauthorization.

Bill Number

**S 3590**

Last Action

**Placed On Senate Legislative Calendar Under**  
**General Orders Calendar No 452 2020 05 11**

Status

**In Senate**

FN Outlook

**4.4%****85.3%****Title**

Drinking Water Infrastructure Act of 2020

**Primary Sponsors**

John Barrasso

**Bill Summary:** Last edited by TFG Reports at Jun 16, 2020, 5:50 PM  
This bill reauthorizes Safe Drinking Water Act programs that support drinking water infrastructure and provide resources and technical assistance to communities facing critical drinking water needs.**Introduction Date:** 2020-05-04**Organizational Notes**Last edited by Kristi More at Jul 6, 2020, 9:42 PM  
#TFGWater Bill included as part of Senate WRDA reauthorization.**Kings River - Reclamation (10)**

Bill Number

**HR 2**

Last Action

**Pursuant To Clause 1 C Of Rule Xix The House**  
**Resumed Consideration Of H R 2 2020 07 01**

Status

**In Senate**

FN Outlook

**81.1%****46.1%****Title**

INVEST in America Act

**Primary Sponsors**

Peter DeFazio

**Bill Summary:** Last edited by TFG Reports at Jul 1, 2020, 8:25 PM  
This bill addresses provisions related to federal-aid highway, transit, highway safety, motor carrier, research, hazardous materials, and rail programs at the Department of Transportation, among other provisions, including the Bureau of Reclamation**Introduction Date:** 2020-06-11**Organizational Notes**Last edited by Kristi More at Jul 6, 2020, 10:04 PM  
#kingsriver The Family Farm Alliance sent a comment letter on the FUTURE Drought Resiliency Act on 2/7/20.Last edited by Kristi More at Jul 6, 2020, 10:01 PM  
#TFGWater HR 2 serves as the official introduction of Rep. Harder's FUTURE Drought Resiliency Act. Rep. Huffman had previously called for comments on the discussion draft in January and February of 2020. Prior to the introduction of HR 2, the FUTURE bill had only been released in draft form.

Bill Number

S 3811

Last Action

Read Twice And Referred To The Committee  
On Energy And Natural Resources Sponsor  
Introductory Remarks On Measure Cr S 2588  
2589 2020 05 21

Status

In Senate

FN Outlook

2.1% 83.2%

**Title**

Restoration of Essential Conveyance Act

**Primary Sponsors**

Dianne Feinstein

**Bill Summary:** Last edited by TFG Reports at Jun 1, 2020, 7:59 PM

This bill addresses the impacts of groundwater subsidence on major portions of California's water delivery system, and authorizes \$600 million in federal funding for three major projects to repair California's water delivery system. The bill provides \$200 million for the Friant-Kern Canal, \$200 million for the Delta-Mendota Canal, and \$200 million for the California Aqueduct. The bill also provides an additional \$200 million in funding for restoration of the San Joaquin River, including environmental protective infrastructure such as fish screens, fish bypass projects, and control structures necessary to successfully implement the San Joaquin River Restoration Settlement.

**Introduction Date:** 2020-05-21

Bill Number

HR 6617

Last Action

Referred To The Subcommittee On Water  
Oceans And Wildlife 2020 04 29

Status

In House

FN Outlook

6.5% 85.6%

**Title**

Western Water Storage Infrastructure Act

**Primary Sponsors**

TJ Cox

**Bill Summary:** Last edited by TFG Reports at May 12, 2020, 3:45 PM

This bill would provide additional funding for surface storage, groundwater storage, and the supporting conveyance facilities.

**Introduction Date:** 2020-04-24

Bill Number

HR 4891

Last Action

Subcommittee On Water Oceans And Wildlife  
Discharged 2020 03 11

Status

In House

FN Outlook

24.5% 90.2%

**Title**

Western Water Security Act of 2019

**Primary Sponsors**

Xochitl Torres Small

**Bill Summary:** Last edited by TFG Reports at May 12, 2020, 3:45 PM

This bill would give an additional \$120 million to the Bureau of Reclamation's WaterSMART program; authorize an additional \$65 million to support desalination design and construction, setting aside \$15 million for rural desalination projects; and authorizes the Cooperative Watershed Management Program.

**Introduction Date:** 2019-10-28

**Organizational Notes**

Last edited by Kristi More at Jul 6, 2020, 9:50 PM

#TFG #TFGWater Bill was included in the Moving Forward Act, H.R. 2.

Bill Number

HR 3723

Last Action

Subcommittee On Water Oceans And Wildlife  
Discharged 2020 03 11

Status

In House

FN Outlook

40.9% 85.2%

#### Title

Desalination Development Act

#### Primary Sponsors

Mike Levin

**Bill Summary:** Last edited by TFG Reports at Jul 1, 2020, 5:20 PM

The bill would require projects to comply with all state environmental laws, such as California's Ocean Plan; and prioritize projects with subsurface intakes, projects that use renewable energy and more efficient desalination processes, and projects that reduce imported water use.

**Introduction Date:** 2019-07-11

#### Organizational Notes

Last edited by Kristi More at Jul 6, 2020, 9:51 PM

#TFG #TFGWater Bill was included in the Moving Forward Act, H.R. 2.

Bill Number

HR 2473

Last Action

Subcommittee On Water Oceans And Wildlife  
Discharged 2020 03 11

Status

In House

FN Outlook

5.4% 89.3%

#### Title

Securing Access for the central Valley and Enhancing (SAVE) Water Resources Act

#### Primary Sponsors

Josh Harder

**Bill Summary:** Last edited by TFG Reports at May 12, 2020, 3:45 PM

This is the companion bill to H.R. 116, the Water Recycling Investment and Improvement Act. The bill provides a broad approach to addressing water issues facing the Central Valley by increasing storage opportunities, spurring innovation, and making investments in our aging infrastructure. The bill also leverages federal resources to identify prime locations for groundwater storage and recharge in California and across the Western United States. This bill requires the Bureau of Reclamation to expedite feasibility studies for four specific storage projects in the Central Valley, including: Sites Reservoir, Del Puerto Canyon Reservoir, Los Vaqueros and San Luis Reservoirs and provides \$100 million in storage funding. The bill also invests in water reuse and recycling by increasing funding for WaterSMART programs from \$50 million to \$500 million and extending the program's authorization. It also establishes a water infrastructure and drought resolutions fund to provide \$300 million for water surface and groundwater storage, reclamation and reuse, and WaterSMART program projects. The bill would create a innovating financing program which would provide low-interest federal loans to fund local water infrastructure projects, and would reauthorize the Rural Water Supply Act.

**Introduction Date:** 2019-05-02

#### Organizational Notes

Last edited by Kristi More at Jul 6, 2020, 9:27 PM

#TFGWater The groundwater recharge provisions of the bill were included in the Moving Forward Act, H.R. 2. The other provisions of the bill, including the authorizations for a water infrastructure fund and a financing program through Reclamation (RIFIA) were not included.

Last edited by Kristi More at Jul 6, 2020, 9:27 PM

#TFGWater The House Natural Resources Subcommittee on Water, Oceans, and Wildlife held a hearing on this bill on June 13, 2019.

**AGENDA ITEM 6a.**

Bill Number

**HR 5347**

Last Action

**Committee Consideration And Mark Up  
Session Held 2020 02 12**

Status

**In House**

FN Outlook

17.9%

87.2%

**Title**

Disadvantaged Community Drinking Water Assistance Act

**Primary Sponsors**

TJ Cox

**Bill Summary:** Last edited by TFG Reports at Jul 1, 2020, 5:22 PM

The bill would require the Secretary of the Interior to establish a grant program to close gaps in access to safe drinking water in disadvantaged communities.

**Introduction Date:** 2019-12-06**Organizational Notes**

Last edited by Kristi More at Jul 6, 2020, 9:52 PM

#TFGWater Bill was included in the Moving Forward Act, H.R. 2.

Bill Number

**HR 5316**

Last Action

**Committee Consideration And Mark Up  
Session Held 2020 02 12**

Status

**In House**

FN Outlook

7.7%

88.9%

**Title**

Move Water Now Act

**Primary Sponsors**

TJ Cox

**Bill Summary:** Last edited by TFG Reports at May 12, 2020, 3:46 PM

This legislation aims to address the severely limited capacity of the Friant-Kern Canal in California's San Joaquin Valley, issues caused by severe land subsidence over the past 7 decades.

**Introduction Date:** 2019-12-05**Organizational Notes**

Last edited by Kristi More at Jul 6, 2020, 9:52 PM

#TFGWater Bill was included in the Moving Forward Act, H.R. 2.

Bill Number

**HR 5217**

Last Action

**Referred To The Subcommittee On  
Conservation And Forestry 2019 12 11**

Status

**In House**

FN Outlook

7.8%

76.3%

**Title**

WOW Act

**Primary Sponsors**

Tom McClintock

**Bill Summary:** Last edited by TFG Reports at May 12, 2020, 3:46 PM

The bill streamlines water districts' contact renewals, expedites water transfers and gives the Secretary of the Interior discretion to modify dam operations in the Central Valley Project to provide reasonable water flows of suitable quality, quantity, and timing to protect migrating fish.

**Introduction Date:** 2019-11-21

Bill Number

S 1932

Last Action

Committee On Energy And Natural Resources  
Senate Subcommittee On Water And Power  
Hearings Held 2019 07 18

Status

In Senate

FN Outlook

3.5%

86.2%

## Title

Drought Resiliency and Water Supply Infrastructure Act

## Primary Sponsors

Cory Gardner

**Bill Summary:** Last edited by TFG Reports at Jan 16, 2020, 10:27 PM

This bill would support water infrastructure in the nation's Reclamation states, as well as extend federal funding an additional five years, including \$670 million in surface and groundwater storage projects; \$100 million for water recycling projects; and \$60 million for desalination projects. The bill would also establish a new loan program for water agencies designed to spur investment in new water supply projects. Key provisions include but are not limited to expanding and updating the Bureau of Reclamation funding authorizations in the Water Infrastructure Improvements for the Nation Act (WIIN) to fund portions of federal (50%) and non-federal (25%) surface and groundwater storage and conveyance facilities, as well as cost share (25%) additional water reuse and recycling and desalination projects; and creating a new loan program at 30-year Treasury rates for water supply projects under what would be established under the Reclamation Infrastructure Financing and Innovation Act (RIFIA). These loans would use criteria (49% maximum loan) modeled after the well-established Water Infrastructure Financing Innovation Act (WIFIA) program at the Environmental Protection Agency (EPA). The legislation would also authorize \$140 million for restoration and environmental compliance projects, including forest, meadow and watershed restoration projects with water benefits and projects to help restore threatened and endangered species affected by Reclamation water projects.

**Introduction Date:** 2019-06-20

## Organizational Notes

Last edited by Kristi More at Jul 6, 2020, 9:57 PM

#TFGWater Revised language for S. 1932 was circulated for comment in February 2020. New bill text has not been introduced yet.

Last edited by Kristi More at Jul 6, 2020, 9:53 PM

#kingsriver Kings River Conservation District wrote letter of support on 12/11/19.

Last edited by Kristi More at Jul 6, 2020, 9:53 PM

#TFGWater On July 18, 2019, the Senate Committee on Energy and Natural Resources Subcommittee on Water and Power held a hearing on the bill.

## Kings River - Other (10)

Bill Number

HR 1957

Last Action

Message On Senate Action Sent To The House  
2020 06 18

Status

Passed Senate

FN Outlook

25.1%

48.1%

## Title

Great American Outdoors Act

**Introduction Date:** 2019-03-28

## Primary Sponsors

John Lewis

**AGENDA ITEM 6a.**

Bill Number

**S 3922**

Last Action

**Introduced In Senate 2020 06 09**

Status

**In Senate**

FN Outlook

**2.8%****80.0%****Title**

A bill to establish Federal Regulatory Review Commissions, and for other purposes.

**Bill Summary:** Last edited by TFG Reports at Jul 6, 2020, 10:24 PM

The bill would require Congress to justify restoring regulations that were either modified or waived in response to the COVID-19 pandemic.

**Primary Sponsors**

Rand Paul

**Introduction Date:** 2020-06-09

Bill Number

**S 3926**

Last Action

**Read Twice And Referred To The Committee  
On Environment And Public Works 2020 06 09**

Status

**In Senate**

FN Outlook

**4.5%****78.9%****Title**

A bill to amend the FAST Act to improve the Federal permitting process, and for other purposes.

**Bill Summary:** Last edited by TFG Reports at Jul 6, 2020, 10:22 PM

This bill amends the FAST Act to improve the federal permitting process.

**Introduction Date:** 2020-06-09**Primary Sponsors**

Ted Cruz

Bill Number

**S 3927**

Last Action

**Read Twice And Referred To The Committee  
On Environment And Public Works 2020 06 09**

Status

**In Senate**

FN Outlook

**2.7%****80.5%****Title**

A bill to establish a 90-day limit to file a petition for judicial review of a permit, license, or approval for a highway or public transportation project, and for other purposes.

**Bill Summary:** Last edited by TFG Reports at Jul 6, 2020, 10:23 PM

The bill would establish a 90-day limit to file a petition for judicial review of a permit, license or approval for a highway or public transportation project.

**Introduction Date:** 2020-06-09**Primary Sponsors**

Ted Cruz

Bill Number

**HR 7130**

Last Action

**Referred To The Subcommittee On Highways  
And Transit 2020 06 09**

Status

**In House**

FN Outlook

**11.0%****78.8%****Title**

One Federal Decision Act of 2020

**Bill Summary:** Last edited by TFG Reports at Jul 6, 2020, 10:25 PM

This bill would streamline the environmental review process for major projects.

**Introduction Date:** 2020-06-08**Primary Sponsors**

Rodney Davis

## AGENDA ITEM 6a.

Bill Number

HR 6691

Last Action

Referred To The Committee On Oversight And Reform And In Addition To The Committee On The Judiciary For A Period To Be Subsequently Determined By The Speaker In Each Case For Consideration Of Such Provisions As Fall Within The Jurisdiction Of The Committee Concerned 2020 05 01

Status

In House

FN Outlook

13.1%

72.2%

### Title

Coronavirus Regulatory Repeal Act of 2020

### Primary Sponsors

Chip Roy

**Bill Summary:** Last edited by TFG Reports at Jul 6, 2020, 10:26 PM

This bill repeals or modifies any agency rule that is temporarily waived or modified during the COVID-19 (i.e., coronavirus disease 2019) public health emergency, subject to a review process. The bill specifies procedures for Congress and the heads of agencies to analyze, review, and recommend whether the waiver or modification of a rule should continue and such waiver or modification expires only if a law is enacted in accordance with a recommendation that the rule be reinstated when the emergency period ends

**Introduction Date:** 2020-05-01

Bill Number

HR 6643

Last Action

Referred To The House Committee On Ways And Means 2020 04 28

Status

In House

FN Outlook

7.7%

89.8%

### Title

Supporting State and Local Leaders Act

### Primary Sponsors

Brad Schneider

**Bill Summary:** Last edited by TFG Reports at May 11, 2020, 2:30 PM

The Supporting State and Local Leaders Act would make states and local governments eligible for the emergency paid leave payroll tax credits, which would help state and local budgets stretched thin by the COVID-19 pandemic.

**Introduction Date:** 2020-04-28

### Organizational Notes

Last edited by Kristi More at Jul 6, 2020, 9:43 PM

#kingsriver On 4/14/20, the Kings River Conservation District sent a letter to House and Senate leadership supporting a change in the law to provide public employers access to the tax relief available to offset the added expense of meeting new emergency paid leave requirements. The letter supports provisions of this bill.

Last edited by Kristi More at Jul 6, 2020, 9:46 PM

#TFG Press Release: <https://schneider.house.gov/media/press-releases/schneider-katko-cox-king-degette-introduce-bipartisan-legislation-make-states>

Bill Number

HR 1162

Last Action

Subcommittee On Water Oceans And Wildlife  
Discharged 2020 03 11

Status

In House

FN Outlook

36.7% 84.1%

#### Title

Water Recycling Investment and Improvement Act

#### Primary Sponsors

Grace Napolitano

**Bill Summary:** Last edited by TFG Reports at May 12, 2020, 3:46 PM

The bill aims to assist water agencies with the expansion, planning, design, and building of water recycling plants and modernizing water infrastructure in California and other western states. Specifically, the bill would increase funding authorization for the Bureau of Reclamation's Title XVI water recycling competitive grant program to \$500 million from \$50 million. It would also make the program permanent as it currently expires in 2021, and funds water recycling and reuse projects for 17 western states.

**Introduction Date:** 2019-02-13

#### Organizational Notes

Last edited by Kristi More at Jul 6, 2020, 9:47 PM

#TFG Bill was included in the Moving Forward Act, H.R. 2.

Last edited by Kristi More at Jul 6, 2020, 9:47 PM

#TFG The House Natural Resources Subcommittee on Water Oceans and Wildlife held a hearing on this bill on June 13, 2019.

Bill Number

S 3422

Last Action

Read The Second Time Placed On Senate  
Legislative Calendar Under General Orders  
Calendar No 438 2020 03 10

Status

In Senate

FN Outlook

3.1% 88.4%

#### Title

Great American Outdoors Act

#### Primary Sponsors

Cory Gardner

**Bill Summary:** Last edited by TFG Reports at Jul 1, 2020, 5:26 PM

This bill establishes the National Parks and Public Land Legacy Restoration Fund to support deferred maintenance projects on federal lands.

**Introduction Date:** 2020-03-09

#### Organizational Notes

Last edited by Kristi More at Jul 6, 2020, 9:46 PM

#TFG See status of companion bill H.R. 1957.

Bill Number

S 2657

Last Action

S Amdt 1407 Considered By Senate  
Consideration Cr S 1644 2020 03 10

Status

In Senate

FN Outlook

3.8% 85.8%

#### Title

Advanced Geothermal Innovation Leadership Act of 2019

#### Primary Sponsors

Lisa Murkowski

**Bill Summary:** Last edited by TFG Reports at Jul 6, 2020, 10:28 PM

The bill would accelerate geothermal energy development in the U.S. The bill includes provisions for research and development of both existing and enhanced geothermal systems, resource assessment updates, grant program authorization, and improved permitting.

**Introduction Date:** 2019-10-22

# United States Senate

June 15, 2020

The Honorable Steven Mnuchin  
Secretary of the Treasury  
1500 Pennsylvania Ave., NW  
Washington, DC 20220

The Honorable Jerome H. Powell  
Chairman, Board of Governors of the  
Federal Reserve System  
20<sup>th</sup> Street and Constitution Ave., NW  
Washington, DC 20551

Dear Secretary Mnuchin and Chairman Powell,


We write to urge the Treasury Department and the Federal Reserve to expand access to the Municipal Liquidity Facility to special districts that provide essential services such as drinking water, wastewater treatment, and fire and police protection.

Special districts are suffering severe revenues losses and increased costs from COVID-19, just like other units of local government and states. The COVID-19 financial impact this year on water and wastewater districts alone is estimated to be \$30.7 billion (\$13.9 billion for drinking water utilities projected by the American Water Works Association, and \$16.8 billion for wastewater utilities projected by the National Association of Clean Water Agencies).


We appreciate the June 3 changes to the Municipal Liquidity Facility's term sheet that will allow governors to designate up to two Revenue Bond Issuers per state that can receive access to the facility. However, this access will not go far in California, which has 1,913 special districts. Rather than limiting the total number of eligible facilities, we ask that you rely instead on the term sheet's independent provisions requiring a minimum credit rating for public entities to access the Municipal Liquidity Facility.

Given that only public entities with solid credit are eligible, we urge you to consider opening the facility to any special district that meets those credit eligibility standards. These districts need assistance to continue to provide essential public services through the pandemic, as described in the attachment. Thank you for your consideration of our request.

Sincerely,



Dianne Feinstein  
United States Senator



Kamala D. Harris  
United States Senator

Enclosure: Examples of the Effect of COVID-19 on Special Districts

**Attachment: Examples of the Effect of COVID-19 on Special Districts**

**Southern Cascades Community Services District**

Southern Cascades Community Services District provides emergency medical services, specifically emergency medical transport to southern Modoc and northern Lassen County. The district also provides non-emergency medical transport services to Lassen, Modoc, Shasta and Siskiyou counties. The district operates a medical helicopter base, medical helicopter and a training facility.

*According to Dan Bouse, General Manager: “Our district has suffered revenue losses over the last two months approaching \$100,000. We are now drawing down our unrestricted reserves to make payroll. Non-essential staffing has been furloughed and the level of EMS Services have been decreased. In addition, we continue to experience shortages of Personal Protective Equipment which has forced us to use alternatives and search out more expensive sources to meet minimum safety requirements. In addition, we have had to supply patients with masks, safety wipes, etc. before they can be seen in a medical facility as they are unable to procure them.”*

**Del Puerto Health Care District**

Del Puerto Health Care District provides healthcare and emergency medical services to 30,000 residents in rural northwest Stanislaus County. On April 3, the district wrote:

*COVID-19 has brought significant challenges to our community and our district. As a Rural Health Clinic and Emergency Medical Services (EMS) provider we are on the front lines of the Coronavirus pandemic. Our patient visit count at the Clinic have dropped by 50% with a large portion of the remaining visits often being conducted by telemedicine. Our ambulance service has the same number of transports to the hospital; we are conscientiously ramping up staffing to serve the foretold surge. Our income is predicted to be down by 40-50% this year. We are a fortunate operation with 90 days of operating cash in reserve, but are wrestling with the decision to layoff half of our clinic staff for the preservation of that reserve. I would much rather keep them fully employed.”*

**Oxnard Harbor District – Port of Hueneme**

Oxnard Harbor District – Port of Hueneme imports and exports essential cargo, including produce and automobiles, to residents in Ventura County and 15 surrounding states. The district serves over \$9 billion in cargo activity that generates over \$1.5 billion in economic impact and \$119 million in taxes annually, supporting more than 15,834 direct, indirect, induced and influenced jobs regionally. The district writes that it:

*Receives no tax-related revenues and anticipates \$7.1 million in COVID-19 response expenses and losses in revenue through 2021 fiscal year; experiencing a 30 percent revenue loss in 2020 due primarily to decline of auto industry sales related to the pandemic. In confronting COVID-19, the district is providing personal protective equipment, disinfectants, and additional precautions to waterfront workers as they move cargo. The district also is supporting the hardest hit communities in the region through providing meals to farmworkers, lunches to longshoremen supporting the local restaurants, and a blood drive.*

### **Vista Irrigation District**

Vista Irrigation District provides water service to more than 136,000 people in the City of Vista, portions of San Marcos, Escondido, Oceanside and some unincorporated areas of San Diego County.

*According to Brett Hodgkiss, General Manager: As of May 27, "Vista Irrigation District has a \$50,000 revenue shortfall for non-payment of water bills as well as \$15,000 in direct COVID-19 related expenses. Vista Irrigation District expects a revenue shortfall of up to \$1.57 million in the coming fiscal year as a result of customer non-payments, lower interest earnings and reduction in developer fee related revenue as well as an additional \$12,000 in direct COVID-19 related expenses."*

### **Cosumnes Community Services District**

Cosumnes CSD provides fire protection and parks/rec services to 205,000 residents in Elk Grove, Galt and southern Sacramento County.

*According to Joshua Green, General Manager: "As a provider of Fire and Emergency Medical Services, we have continued to serve the community and continue to incur additional costs for PPE and other essential equipment. As a provider of Parks and Recreation services, we closed all of our community sites, all recreation activities and programs, events and rentals were suspended or cancelled; all picnic areas, playgrounds and sports courts were closed as well. For every month that these resources are closed, and events suspended the District suffers a revenue loss of \$800,000, while continuing to have outgoing cashflow for fixed cost items. When the COVID-19 situation begins to subside, this revenue loss (in large part due to the seasonality of revenue generating programs) will significantly impact the District throughout the next fiscal year of recovery."*

## **Midpeninsula Regional Open Space District (Midpen)**

Midpen oversees the management of 65,000 of protected open space on the San Francisco Peninsula, and serves 770,000 constituents. The district acquires and preserves a regional greenbelt of open space land in perpetuity, protects and restores the natural environment, and provides opportunities for ecologically sensitive public enjoyment and education.

According to Ana Ruiz, General Manager: *“At this time, Midpen estimates a \$1.5 million revenue loss for FY 20/21 and have spent approximately \$400,000 retaining field staff through shelter-in-place and unanticipated expenses as a result of the pandemic. Planned hiring has largely been frozen, while critical wildfire fuel reduction work has significantly slowed. This is happening at a time when the public increasingly relies on outdoor agencies like ours to offer health and respite opportunities as part of their shelter-in-place orders.”*

**June 24, 2020**

**The Honorable Nancy Pelosi, Speaker  
United States House of Representatives  
1236 Longworth House Office Building  
Washington, D.C. 20515**

**The Honorable Mitch McConnell, Leader  
United States Senate  
317 Russell Senate Office Building  
Washington, D.C. 20510**

**The Honorable Kevin McCarthy, Leader  
United States House of Representatives  
2468 Rayburn House Office Building  
Washington, D.C. 20515**

**The Honorable Charles Schumer, Leader  
United States Senate  
322 Hart Senate Office Building  
Washington, D.C. 20510**

**RE: ACWA Request for Water Infrastructure Funding in Future COVID-19 Legislation**

Dear Majority Leader McConnell, Minority Leader Schumer, Speaker Pelosi and Minority Leader McCarthy:

The Association of California Water Agencies (ACWA) appreciates your leadership to address the disastrous consequences caused by the recent COVID-19 outbreak by passing legislation to provide relief for this emergency. As you consider further measures to help our country recover economically - including boosting federal funding for infrastructure –ACWA respectfully requests you include water infrastructure funding in future COVID-19 legislation to help provide jobs and address the shortcomings of both California’s and the West’s aging water infrastructure. ACWA’s 455 public water agency members supply over 90 percent of the water delivered in California for residential, agricultural, and municipal uses.

**DETERIORATING FINANCIAL CONDITIONS**

Even before the COVID-19 crisis, California’s water community, along with much of the nation, faced deteriorating infrastructure, increased regulatory compliance costs, climate related challenges, and population growth. A recent study by the American Water Works Association (AWWA) and the Association of Metropolitan Water Agencies (AMWA) indicates water providers are facing increasing financial difficulties due to the COVID-19 pandemic.

The study states:

*The results of the assessment indicate that the aggregate financial impact of COVID-19 on drinking water agencies will likely be approximately \$13.9 billion, representing an overall 16.9 percent financial impact on the drinking water sector. These impacts are a result of drinking water providers eliminating shut offs for non-payment, anticipated increased delinquencies as a result of high unemployment rates, reductions in non-residential water demands and associated revenues offset by increases in residential consumption, and lower customer growth.*

*Due to these financial impacts, drinking water agencies across the nation are anticipated to delay and reduce capital expenditures by as much as \$5 billion (annualized) to help*

*manage cash flows due to the crisis. These capital expenditure reductions will have a cascade effect on economic activity in communities across the U.S. As a result, communities will experience a reduction in economic activity by as much as \$32.7 billion (annualized) in aggregate when considering economic multiplier effects. The reduction in capital expenditures is also anticipated to result in a loss of 75,000 to 90,000 private sector jobs.*

*The financial impact of the COVID-19 crisis on water and wastewater agencies combined is estimated to exceed \$27 billion. <sup>1</sup>*

### **AGING INFRASTRUCTURE CONCERNS**

The Bureau of Reclamation (Reclamation) delivers water to 31 million Americans throughout the west and supports \$63.9 billion in economic output and 456,000 jobs. First established in 1902, Reclamation operates over 500 sites including dams, reservoirs, canals, and hydropower. Many of Reclamation's facilities are between 50 and 100 years old and in serious need of repair. Additionally, Reclamation currently is experiencing an infrastructure and maintenance backlog of approximately \$3 billion. \$700 million of the backlog is for Title XVI recycling projects.

ACWA strongly encourages Congress to include a Reclamation Title in any future COVID-19 infrastructure legislation to provide jobs, address aging infrastructure and related water supply concerns now facing the Bureau of Reclamation.

### **COMPREHENSIVE APPROACH**

ACWA believes that water use efficiency, water recycling, desalination, wildfire management/headwaters protection, safe drinking and clean water, ecosystem restoration, regional and inter-regional water resilience, groundwater, flood protection, and surface storage projects are all needed for a diversified, jobs producing water management portfolio and such efforts must be included in future COVID-19 stimulus packages. Types of projects that should be included are:

**Dam Safety/Reservoir Operations:** Dam safety projects at high hazard dams, reservoir seismic retrofit projects, and new spillways and repairs at existing dams to facilitate implementation of Forecast Informed Reservoir Operations.

**Regional and Inter-Regional Water Resilience:** Regional and inter-regional water resilience projects, including regional water conveyance projects and water quality projects.

**Groundwater:** Projects that support groundwater banking, conjunctive use, water quality monitoring and remediation, including for contaminants of emerging concern, or other groundwater projects and programs that improve water resilience and reduce groundwater overdraft.

**Flood Protection:** Flood infrastructure projects to support flood risk reduction and provide State cost shares for priority U.S. Army Corps of Engineers projects. Multi-benefit flood control projects that support multi-benefit flood risk reduction and ecosystem restoration efforts.

---

<sup>1</sup> [AWWA/AMWA Report: The Financial Impact of the COVID-19 Crisis on U.S. Drinking Water Utilities, April 14, 2020](#)

**Storage:** New water storage projects, traditional construction or green infrastructure, tailored to local circumstances and need, to help adapt to a changing hydrology and develop usable and sustainable supplies to meet growing demands for water.

**Water Recycling, Desalination:** New water recycling and brackish and seawater desalination projects currently being studied or that are ready for construction.

**Safe Drinking and Clean Water:** Projects to help provide clean, safe and reliable drinking water to all Californians and the nation.

**Ecosystem Restoration:** Ready-to-go projects for water management improvements, fish passage, and habitat restoration - all in support of water project operations in the Reclamation states of the West.

**Water Use Efficiency:** One of the most cost-effective actions that can positively affect water supply stability.

**Wildfire Management/Headwaters Protection:** 1) It is imperative for Congress to consider our country's readiness to fight wildfires in the COVID-19 context and ensure sufficient resources are available as the wildfire season begins, especially in the West. 2) Restoration, construction and maintenance work are needed within our federal forests, whether to improve roads, protect headwaters, reduce wildfire risk or increase the ability of our forests to capture and store carbon. There are approximately 80 million acres of national forest lands in need of restoration, including wildfire risk reduction, and many projects are already "NEPA-ready." Hazardous fuels reduction work often relies on contractors and is labor intensive but has many co-benefits to improve forest health while protecting communities from catastrophic fires.

## **FUNDING MECHANISMS**

### **Environmental Protection Agency**

**State Revolving Funds:** ACWA supports strong funding levels for the State Revolving Fund (SRF) programs. ACWA believes the SRF sustains a robust water infrastructure funding partnership between the federal government and local communities to protect the integrity of our headwaters, deliver safe and reliable drinking water and enhance our ecosystems. From its inception, the SRF has proven to be an effective and efficient means to help meet the significant needs of local communities.

In California, the SRF programs provide vital support for a variety of water infrastructure needs. ACWA's members have used the programs to support core water quality treatment functions, develop recycled water capacity, build resilient water supplies and capture sustainable energy from the treatment process. During the recent several years of extraordinary drought conditions, the SRF programs served as a lifeline to construct water recycling facilities and other critical infrastructure. Without these funds, the impact of the drought would have been significantly more severe.

**Water Infrastructure Finance and Innovation Act (WIFIA):** ACWA supports increased funding for the WIFIA program. ACWA's members are pleased to be utilizing this new water infrastructure financing tool. With its focus on large projects, ACWA believes that WIFIA complements the SRF programs. ACWA also encourages Congress to consider steps to make WIFIA even more attractive to borrowers, including extending repayment terms from 35 to 50 years.

## **Department of Interior**

**Bureau of Reclamation:** ACWA recognizes Congress has recently provided Reclamation with important funding increases over a five year period. ACWA supports increasing Reclamation's budget above the FY 2020 enacted level of \$1.66 billion. This includes at least the \$137 million provided for all WaterSMART projects, including Title XVI water recycling program and WIIN recycling, and WaterSMART Grants. Significant funding should also be provided to support the WIIN Desalination Program, WIIN Storage Program, and WIIN Operational Review and listed species monitoring. ACWA supports additional funding to assist Reclamation's transferred works operators in financing through P.L. 111-11 repayment contracts extraordinary maintenance and replacement projects on federally owned water delivery and management infrastructure. ACWA also supports efforts to create a new WIFIA-like financing program within Reclamation, which would provide low-cost, long-term financing support for non-Federal water supply and water management projects.

**Wildland Fire Management:** The Department of the Interior is responsible for risk reduction on the more than 420 million acres it manages and another 55 million acres of tribal lands held under trust. Like the Forest Service, investments focused on highest-priority fuels management would result in boots on the ground, restored landscapes and safer communities and water supplies. For California, doing so is critical to safeguarding our nation's most iconic species (e.g. giant sequoia) and landscapes like the Sierra Nevada.

## **Army Corps of Engineers**

ACWA supports increasing the Army Corps' budget above the \$7.65 billion Congress provided in FY2020. ACWA also supports funding for USACE's implementation of the Water Infrastructure Finance and Innovation Act (WIFIA) to support expanded investments in non-Federal flood control works, including levees and dam safety projects, and ecosystem restoration projects. Additionally, ACWA supports increased funding for flood risk reduction projects, O&M, environmental infrastructure, and construction accounts.

## **Department of Agriculture**

ACWA encourages Congress to provide strong funding to fight catastrophic wildfires. ACWA supports increases to the Collaborative Forest Landscape Restoration Program; Watershed and Flood Prevention; Watershed Rehabilitation Program; Capital Improvement and Maintenance; forest restoration, including wildfire risk reduction; and Water Source Protection Program.

States have invested much time in their state forest action plans (SFAPs). Grant funding for states would help to prioritize SFAPs that focus on fuels reduction, forest health, urban trees and other projects. This infusion of funding would primarily support rural jobs but also urban jobs.

The Collaborative Forest Landscape Restoration Program (CFLRP) has a proven track record in improving forest health, mitigating wildfires, and supporting rural economies.

ACWA also encourages continued coordination between the USDA Natural Resource Conservation Service (NRCS) and Reclamation in funding both on-farm and on-ditch water management improvements to benefit water supplies, water quality and the environment.

**Department of Homeland Security**

**Federal Emergency Management Agency (FEMA):** ACWA supports increasing funding to the Rehabilitation of High Hazard Potential Dam Grant Program and the Building Resilient Infrastructure and Communities program (BRIC).

**Expedited Measures**

In the past, Congress has, on a bipartisan basis, put forward significant efforts to streamline and improve environmental regulation and permitting processes. Any infrastructure package should contain similar provisions to streamline the development of water projects.

Thank you for your attention to this request and for your leadership during the coronavirus pandemic. If you have any questions, please contact me at [davee@acwa.com](mailto:davee@acwa.com) or 916-441-4545.

Sincerely,



David Eggerton

Executive Director, ACWA

CC:

US Senator Dianne Feinstein

US Senator Kamala Harris

California Congressional Delegation



4886 East Jensen Avenue  
Fresno, California 93725

Tel: 559-237-5567  
Fax: 559-237-5560

[www.krcd.org](http://www.krcd.org)

July 6, 2020

## *Memorandum*

TO: Paul G. Peschel, P.E., General Manager  
FROM: Cristel L. Tufenkjian, Director of External Affairs  
SUBJECT: Monthly Status Report – June 2020

### STRATEGIC PLAN OBJECTIVE 6A

#### KRCD Communications Campaign

**Recharge Campaign Story Map:** External Affairs staff used research and materials gathered to begin developing a story map outline, identifying key locations. Staff will continue to develop the outline and identify assets such as facts, figures, images, video, and interviews needed to put a story map together. The outline tells the story of the Kings River watershed and the ultimate need for increased capacity on the system to meet the dichotomous needs of demand and sustainability. Stops along the story map include diverse projects that highlight the existing infrastructure, while also pinpointing needed projects that will require capital investment. External Affairs staff began using the coordinated information collection from Water Resources staff to identify potential data visualization to include in the story map.

**E-Updates:** External Affairs staff uploaded past SGMA E-News email updates to the KRCD website "stories" page for public reference. Staff attended regional SGMA meetings to compile status updates for the next SGMA E-News update to release the first week of July. Staff also coordinated across departments to increase efficiency on meeting attendance, exchanging notes from Water Resources staff attending on Water Resource Department's behalf.

**Social Media Campaign:** External Affairs staff members began a social media campaign to promote the irrigation season in the Kings River region. The objective is to highlight the value of Kings River as a local source of water. The campaign included several Tweets and Facebook posts covering the topics of agricultural use, urban use, irrigation and canals, and local management of the Kings River. This included highlighting irrigated agriculture with features of fresh farmers market finds, municipal water use at the southeast Fresno surface water treatment plant, and the conveyance of river channels and canals. Multi-media assets accompanied tweets and Facebook posts.

**Social Media Platform Publisher:** External Affairs staff began using a social media management tool, Hootsuite, to schedule and manage monthly post calendars and gather analytics for the 8 social media platforms managed by staff. The new tool helps ensure continuous content flow across social channels for each agency, and aids in higher efficiency with staff resources and measuring outcomes.

**External Communications Policy:** External Affairs staff drafted an External Communications Policy. KRCD's External Communications Policy discusses process and

Paul G. Peschel, P.E., General Manager  
 July 6, 2020  
 Page 2

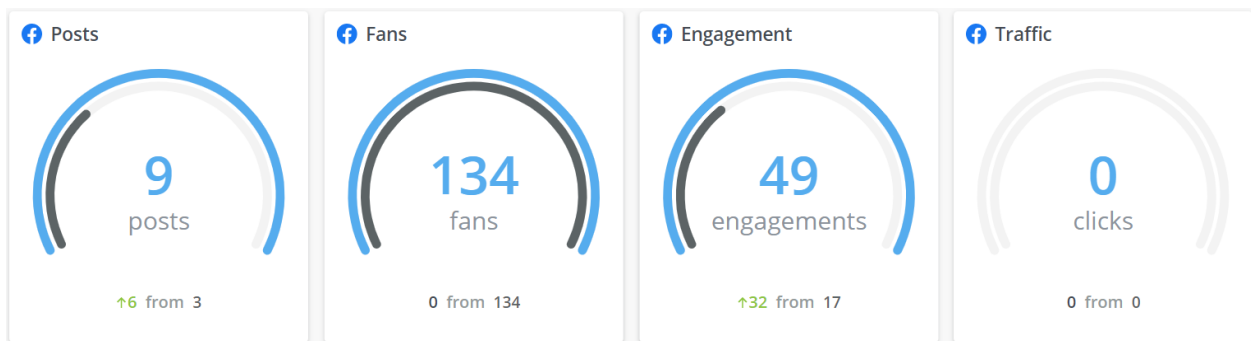
protocols for external speaking engagements. Once the policy is reviewed by senior management, it will be presented to the Board for consideration to adopt.

**Human Resources:** External Affairs staff assisted in the formatting and dissemination via website and social media channels of the hiring brochure for the open Controller position.

**Water Safety Council:** External Affairs staff assisted the Water Safety Council with its monthly Facebook advertisement run. A graphic with a photo background of a pool included messaging urging the public to ensure an adult is always supervising children around a pool. A single ad promoting this messaging was run for a total of \$100. The post reached 10,708 individual people and received 811 engagements, including 192 post shares.

### Social Media Monthly Analytics

Facebook Summary - The blue stripe represents the month of June, while the black stripe represents the month of May for a comparison.



### Top Tweet



### Top Media Tweet



### KRCD.ORG Monthly Analytics

- 401 New Users
- 71 returning users who had 142 sessions. This means on average every returning user visited the site twice and their 142 sessions made up a little over a quarter of all sessions.
- 129 users on mobile this month, who had 160 sessions.
- 15 referrals from other sites, and 16 referrals from our social media pages.
- The second most popular page is "Our Work" and 5<sup>th</sup> most popular page is our article on KRCD's response to COVID.

**Kings River Fisheries Management Program:** No report

## STRATEGIC PLAN OBJECTIVE 6B

### FEDERAL AND STATE LEGISLATIVE AND REGULATORY MATTERS

To support General Manager Paul Peschel's recent outreach efforts with State Water Resources Control Board staff, External Affairs researched and developed background material on the region's demographics, social economics, Kings River service area agricultural and water facts, water supply challenges, the impacts of water and agricultural regulations on growers, and the Airborne Snow Observatory. In an addition, a graphical handout (see attached) was created to be included in a follow-up letter after each meeting.

External Affairs staff members compiled and wrote summaries on State and Federal legislative and regulatory information to support KRCD advocacy efforts.

## STRATEGIC PLAN OBJECTIVE 6C

### Groundwater Sustainability Plans Implementation Campaigns and Outreach

Director of External Affairs Tufenkjian participated in a conference call with GVWire reporter Jim Jakobs. Mr. Jakobs is working on a series of water stories related to SGMA and the impact the new law is having on farmers and water districts. The conversation was on potential story ideas. Topics discussed included funding implementation, policy development, the differing undesirable results across the GSAs, the use of technology, and how SGMA is changing the way surface water is being managed.

### KINGS SUBBASIN OUTREACH SERVICES

**McMullin Area GSA:** Several outreach services for the McMullin Area GSA (MAGSA) were performed. Support was provided in:

- Technical support for a Zoom board meeting
- E-update and website article drafted highlighting MAGSA's Water Market study team
- Implemented website privacy policy requirements, including creation of a dedicated email address for stakeholders' website privacy concerns, a cookies pop-up window, and a cookies webpage outlining MAGSA's collection and use of website cookies
- Posted first 5 adopted board policies to the new website policy webpage
- Sent Email Update on June board meeting via Constant Contact to interested persons
- Developed social media calendar via Hootsuite to ensure continuous content flow
- Updated GSP Resources portal page with infographic image clean-up and to ensure all SGMA videos were posted
- E-update formatted and distributed promoting to save the date for the water market study workshop

**North Fork Kings GSA:** Support was provided in:

- Met with NKGSA Administrator Charlotte Gallock to strategize on conducting a landowner survey.

**James GSA:** No Report

**North Kings GSA:** Several outreach services for the North Kings GSA were performed. Support was provided in:

- Finalized social media June calendar; posting on Twitter and Facebook began
- Revised draft budget for ongoing outreach services in FY 2021-21
- Development of a July social media post calendar
- Meeting with Executive Officer to discuss outreach focus and budget for FY 2020-21
- Final email update to interested persons on how the GSA plans to minimize impacts of groundwater decline on domestic well owners

#### TULARE LAKE SUBBASIN OUTREACH SERVICES

**South Fork Kings GSA:** Several outreach services for the South Fork Kings GSA were performed.

- Redrafted budget for the groundwater resiliency survey to fit the Climate Resiliency Challenge grant proposal
- Developed presentation for grant survey and outreach elements
- External Affairs staff continues to coordinate with the GSA's technical consultant to develop a landowner survey with the goal of collecting data on groundwater extractions within the agencies services area. Planning to date includes:
  - Campaign budget and general timeline
  - Survey questions and direct mail piece layout
  - Survey audience segments
  - Coordination with KRCD water resources staff to develop SFK map and mailing lists

#### Implementation of Educational Programs for ILRP and CV-SALTS

**ILRP:** No Report

**CV-SALTS:** Meet with Kings River Water Quality Coalition Administrator Charlotte Gallock to discuss outreach support for the development of a Management Zone for the Coalition service area.

CT/sjs



4886 East Jensen Avenue  
Fresno, California 93725

Tel: 559-237-5567  
Fax: 559-237-5560

www.krcd.org

July 7, 2020

### *Memorandum*

TO: David M. Merritt, Deputy General Manager, Chief Operating Officer

FROM: Charlotte Gallock, Director of Water Resources

SUBJECT: Monthly Status Report for Water Resources Division – June 2020

My report on water quality policy and implementation, water resources, and Water Resources Division activities was prepared this month with assistance from Debra Dunn, Eric Athorp, Soua Lee, Jose Soto, Sonja Thiede, Jarrett Winther, and Vincent Sambrano.

### MEETINGS AND WORKSHOPS

<u>Date</u>	<u>Location</u>	<u>Meeting/Event</u>
1-Jun	Online	Tulare Basin Regional IRWM Coordination Meeting
3-Jun	Call-in	MPEP/CVSALTS Committee Meeting
4-Jun	Online	Central Valley Regional Water Quality Control Board Meeting
4-Jun	Online	South Fork Kings GSA Ad Hoc Budget Committee Meeting
5-Jun	Online	MPIR Conference Call
9-Jun	Call-in	KRCD Board Meeting
9-Jun	Online	State Water Resources Control Board Fees Meeting
10-Jun	Online	South Fork Kings Technical Advisory Group Meeting
11-Jun	Call-in	CIG subcommittee conference call
12-Jun	Online	Kings River Water Quality Coalition Policy Committee Meeting
15-Jun	Online	Kings River Water Quality Coalition Policy Committee Meeting
16-Jun	Call-in	CV-SALTS Management Zone Support
16-Jun	Online	Kings River Water Quality Coalition Board Meeting
16-Jun	Online	IRWM Stakeholder Group Meeting about Tribal Engagement
17-Jun	Online	KBWA Advisory Committee Meeting
17-Jun	Online	Southwest Kings GSA Special Board Meeting
18-Jun	Online	CV-SALTS
18-Jun	Online	Tulare-Kern Funding Area Project Advisory Committee Meeting
18-Jun	Online	South Fork Kings GSA Board Meeting
19-Jun	Online	California Resilience Challenge Launch
23-Jun	Online	MPIR Conference Call
24-Jun	Online	KBWA Outreach Workgroup Meeting
24-Jun	Online	North Fork Kings GSA Technical Advisory Group Meeting
24-Jun	Online	North Fork Kings GSA Board Meeting
25-Jun	Online	Tulare Lake Subbasin GSA Coordination Meeting
29-Jun	Online	CV-SALTS POTW Outreach Workshop

David M. Merritt, Deputy General Manager, Chief Operating Officer  
 July 7, 2020  
 Page 2

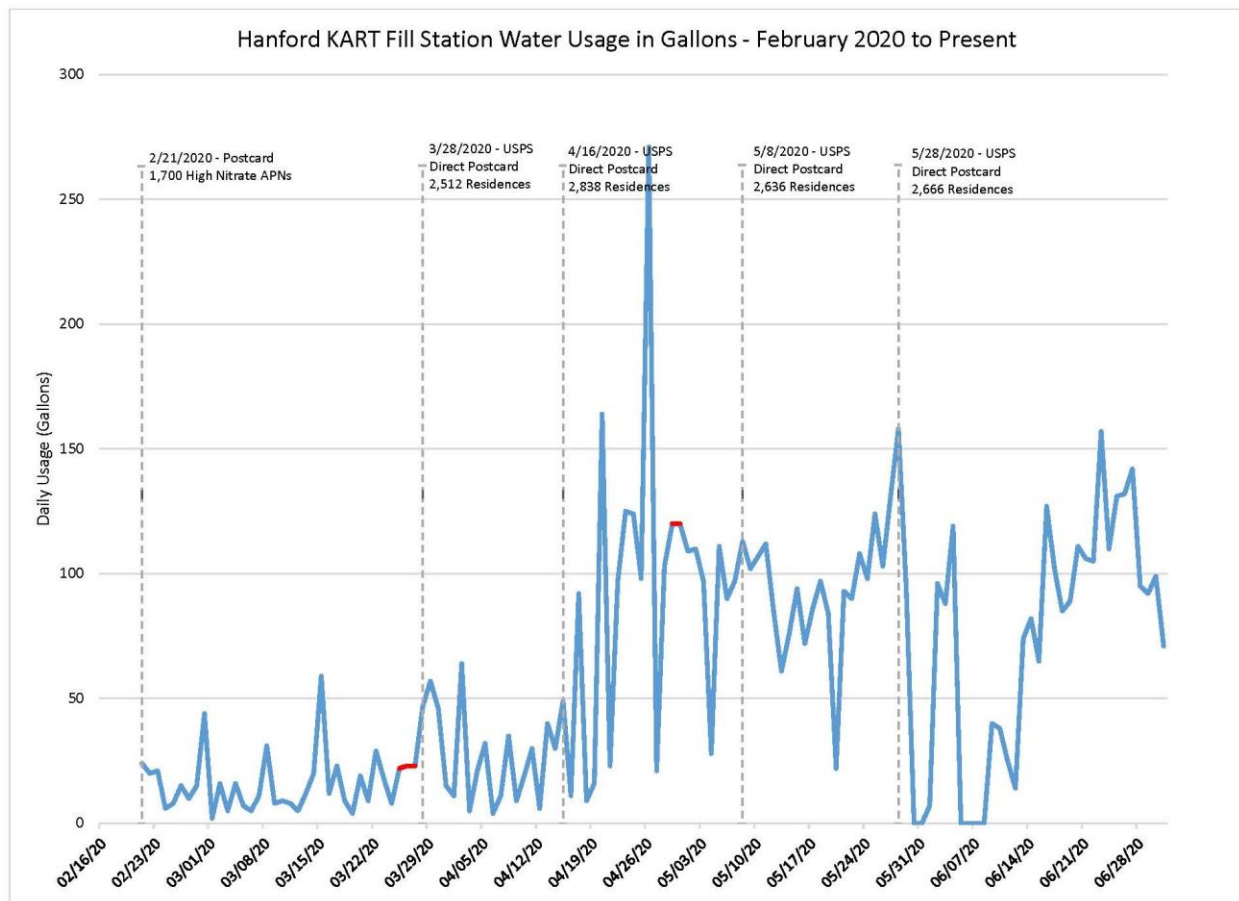
## WATER QUALITY

### Kings River Water Quality Coalition (KRWQC or Coalition)

#### KRWQC Board Meeting

The KRWQC Board met remotely on June 16<sup>th</sup>. Items discussed were the status of 2019 Payments and Reporting, Fill Station updates, Management Zone development, and Approval of the 2020-2021 Budget. The Board also received a report from Brad Esser from Lawrence Livermore National Laboratory on Phase II of the Isotope study. A general discussion of the findings for anthropogenic constituents in groundwater (from septic systems) was held. The Nitrate data collected between Phase I and Phase II was highly correlated. Human-sourced constituents were inconclusive, due to detections below the Reporting Limit.

#### Fill Station Development and Construction



The Hanford fill station was closed temporarily June 5<sup>th</sup> – 9<sup>th</sup> for extensive cleaning and maintenance of the sediment filter. Staff are implementing an updated maintenance schedule to correct the issues. Sampling, cleaning, and maintenance frequency have been increased.

On June 12<sup>th</sup>, comments were received from the City of Kerman on the Kerman fill station permit. The City requested additional construction details for the shade structure, accessibility (ADA) requirements, electrical conduit, and pipeline materials. Resubmittal will be completed in early July with the requested details. Construction and fill station delivery is anticipated end of July.

Coalition staff and consultants have been working with Tulare County to finalize a site plan and agreement for the Dinuba fill station located at the Dinuba Public Library. A legal description from the preliminary design (rendering) of the site was submitted on June 24<sup>th</sup> for incorporation into the fill station agreement. The Coalition continues to work through necessary insurance requirements.

#### Nitrate Management Zones

KRWQC policy committee and board has determined to use the Coalition boundary as the Kings Nitrate Management Zone for the Preliminary Management Zone Proposal due to the Regional Water Quality Control Board on March 8, 2021. In addition, the Management Zone participants will need to develop an Early Action Plan that will provide short-term water supply solutions to areas with nitrate impacted wells. The Coalition held a Management Zone informational workshop on July 28, 2020 at 10:00 a.m. for all discharges and interested parties in the priority one areas.

#### Isotope Study – Phase 2

Results of the Phase II study were presented at the KRWQC Board Meeting on June 16<sup>th</sup>. A final publication of the results is pending.

#### KRWQC Membership Activities

As of June 25, 2020, 3,847 members have submitted payments totaling in \$2,365,111 covering approximately 749,890 acres. A final invoice will be sent in July to all members who not yet made a payment and to any member with a balance on their account of ten dollars or more.

Members continue to submit reports using hard copy templates, KRWQC online reporting database, or by utilizing a third party. Membership use of the online reporting database continues to increase with a total of 1,812 members reporting online as of June 25<sup>th</sup>.

Of the 3,486 members required to submit a Farm Evaluation and Nitrogen Management Plan Summary Report this year, 118 Farm Evaluations have been submitted this month totaling in 3,229 and 159 Nitrogen Management Plan Summary Reports submitted this month totaling 3,193 for the 2019 crop year.

A fourth reminder notice was mailed the beginning of June to 464 members who have not yet submitted the Farm Evaluation and/or Nitrogen Management Plan Summary Report. In addition, KRWQC staff continue to reach out by phone to those members whose report(s) were not received by the end of April.

#### Web-Based Submittal Database

The Coalition board approved a new web-based portal will be launched during the next reporting round with the new reporting requirements.

#### Outreach Activities

The Coalition continues to send postcards to members who have yet to submit a Farm Evaluation or Nitrogen Management Plan Summary to remind them of the March 1<sup>st</sup> reporting deadline. In addition, a robust outreach program is being developed for the new Management Zone.

#### Surface Water Quality Monitoring Plan Revisions

The consultant continues to prepare the updates to the Surface Water Monitoring Plan. Additional Work is underway to select the pesticides that will be monitored during the 2020 sampling year. The proposal will specify that these parameters will be tested for limited

David M. Merritt, Deputy General Manager, Chief Operating Officer  
 July 7, 2020  
 Page 4

sites during 2020. A meeting to discuss the Surface Water Monitoring Plan revisions is scheduled for January 17, 2020.

#### Surface Water Quality Sampling Activities

Surface water samples were collected from Gould Canal, Manning Ave, Lemoore Weir, Jackson Avenue, and Empire Weir 2 on June 15, 2020. Field sheets and photo documentation were collected at all sites.

#### Drain Survey Activities

The monthly drain survey was conducted on June 30, 2020, for the upper river from Army Corp Bridge to Hwy 41. A portion of the south fork drains were also completed on June 30, 2020. All remaining drains were assessed on July 1, 2020.

#### Groundwater Quality Trend Monitoring Plan

The Coalition continues to work with subconsultants on the reevaluation of current rationale for the representative groundwater quality trend monitoring (GQTM) network. The Coalition anticipates a meeting with the Regional Board in August to continue discussions on the updated methodology.

#### Groundwater Quality Trend Monitoring Activities

Groundwater Quality Trend Monitoring was completed in June for 2020. Follow-ups will be completed in July for unresponsiveness or wells temporarily out of service.

#### Comprehensive Groundwater Quality Management Plan

The Management Practices Implementation Report (MPIR) was presented to the Regional Board staff on June 25<sup>th</sup>. Once the formal proposal is submitted, it is anticipated that it will be made available for a forty-five-day public comment period. The proposal is to present a limited MPIR to the Board now, and when certain revisions to the Comprehensive Groundwater Management Plans are made later this year, a revised MPIR will also be submitted. This allows the coalitions to provide synthesized data from the FE reports in 2021 (covering the 2020 crop year) and add additional elements as the requirements are adjusted later.

#### **Southern San Joaquin Valley Management Practices Evaluation Program (MPEP) Committee**

The MPEP/CVSALTS committee met remotely on June 3, 2020. Consultants discussed the submittal of a CIG grant application due to NRCS on June 29, 2020. In addition, a FREP application was made in mid-May to analyze additional small acreage crops. The Barriers to Adoption study being conducted by UC Davis is underway. This study is a random survey of coalition members asking questions related to management practices in use and the decision process growers use when making changes. The results of this study can inform the coalition as to the outreach efforts required should management practice changes be mandated. The Northern coalitions indicated that they are holding a workshop for the environmental justice community at the request of the Regional Board which will discuss the MPEP efforts and Soil Water Assessment Tool (SWAT model). Finally, the committee discussed the State Water Board Surface Water Expert Panel meeting which will be held in August, so as to allow an "in-person" discussion.

*KRWQC/KRCD serves as the Fiscal Agent for this Committee. (Participants: Kings, Kaweah, Tule, Kern, Cawelo, Westside, Buena Vista Coalitions).*

#### **Central Valley Salinity Alternatives for Long-Term Sustainability (CV-SALTS)**

The CV-SALTS Executive Committee met virtually on June 18, 2020. The Executive Committee discussed the implementation of the adopted basin plan amendments including notices to comply for the nitrates and salinity, Management Zone status updates, Prioritization & Optimization Study Salinity targets, and outreach efforts. The Regional Water Quality Control Board mailed Notice to Comply letters on May 29, 2020 and the Coalition has been steadily receiving inquiries about the program. The Coalition is hosting a Nitrate Control Program workshop on July 28, 2020 for dischargers in the region.

*KRWQC/KRCD is the fiscal agent for this group. (Participants: Kings, Kaweah, Tule, Kern)*

#### **Central Valley Groundwater Monitoring Collaborative (CVGMC)**

The QAPP for the CVGMC has been approved and the document signed by all parties. A revised workplan has been prepared and accepted by Regional Board staff.

*KRWQC/KRCD is the fiscal agent for this group. (Participants: Cawelo, Buena Vista, East San Joaquin, Kern, Kings, Kaweah, Kern, Westside, Westlands)*

#### **Regional Water Quality Control Board (RWQCB) Activities**

Regional Board staff have not taken any enforcement actions during the month of June 2020. This is likely due to continued reduced Board staffing.

#### **State Water Board Petition of the East San Joaquin General Order**

Nothing to report for June.

### **WATER RESOURCES**

#### **Sustainable Groundwater Management Act of 2014 (SGMA)**

##### **Groundwater Sustainability Planning (GSP) Related Activities**

##### *North Fork Kings GSP Activities*

The North Fork Kings GSA board created a standing Policy committee to develop and discuss policies related to the implementation of the GSP. The Board also heard a summary of the Kings subbasin annual report for the consultant; information regarding the annual report can be found on the North Fork Kings GSA website.

DWR found a clerical error in the amended Prop 1 Round 3 grant agreement that excluded language for the eligible cost dates, which must be added back into the agreement. Staff are awaiting an amendment form from DWR to sign and execute the minor change.

##### *South Fork Kings GSP Activities*

The South Fork Kings GSA participated in the Virtual Launch for the California Resilience Challenge.

DWR concluded the public comment period for the subbasin GSP on May 15, 2020. The Tulare Lake GSP received 13 comment letters that are currently being reviewed.

#### **California Statewide Groundwater Elevation Monitoring Program – SBx7 6 (CASGEM)**

Nothing to report for June.

David M. Merritt, Deputy General Manager, Chief Operating Officer  
 July 7, 2020  
 Page 6

### **KRCD Subsidence Monitoring**

Staff are currently developing a program plan and quality control measures to present to the Kings and Tulare Lake subbasin GSA's in July.

### **Kings Basin Water Authority (KBWA)**

#### **Board of Directors**

The KBWA Board of Directors is scheduled to meet on July 15, 2020.

#### **Advisory Committee**

At the June 17, 2020 Advisory Committee meeting, the Committee received staff reports, approved a recommendation the Board to consider XiO, Inc. as an Interested Party and approved a recommendation to the Board to consider eight new projects to the IRWMP project list. The Outreach Committee held a meeting on June 24, 2020 to review and discuss updates made to the KBWA highlight brochure. Staff continue to work with P&P on updates to the brochure.

### **Prop 1 Disadvantaged Communities (DACs) Involvement Grant**

The Project Advisory Committee (PAC) met on June 18, 2020 via Zoom teleconference. The PAC approved the deliverables completed to date by Self-Help Enterprises (i.e. white area recommendations sheet, community needs assessment survey results summary, and DAC engagement and outreach recommendations sheet). Self-Help Enterprises (SHE) is also working to develop an IRWM educational video, for which SHE interviewed KRCD staff member Soua Lee about the IRWM Program on July 1<sup>st</sup>. The PAC also approved the Needs Assessment Report prepared by P&P but allowed for any additional comments on the report to be submitted by July 10, 2020.

### **Prop 1, Round 1 IRWM Implementation Grant**

Prop 1 Round 1 IRWM Implementation Grant Program awarded the Fresno Metropolitan Flood Control District \$1,113,033 for their Basin "CF" Groundwater Recharge and Flood Protection Project. This project would provide a direct benefit to the community of Malaga. Staff received the DWR Award Letter and submitted a response accepting the award on June 9, 2020. Staff are working with FMFCD to submit any updates to the work plan, budget and schedule for the grant agreement.

### **Inter-regional and Statewide Coordination**

Staff participated in a bi-monthly meeting of the Tulare Basin Regional IRWM Coordination Group on June 1, 2020 to share and discuss updates to the IRWM Program. The meeting included discussion on any upcoming grant opportunities for IRWM type projects, the status of the current Prop 1 IRWM Implementation grant and DAC Involvement Program, and activities related to SGMA implementation within the Tulare-Kern Funding Area.

### **Kings River Conservation District Grants**

#### **McMullin On-Farm Flood Water Capture and Recharge Project**

Nothing to report for June.

#### **Prop 84 Statewide Flood Emergency Response Grant Program**

Nothing to report for June.



4886 East Jensen Avenue  
Fresno, California 93725


Tel: 559-237-5567  
Fax: 559-237-5560

www.krcd.org

July 6, 2020

## ***Memorandum***

TO: Paul G. Peschel, P.E., General Manager

FROM: David M. Merritt, Deputy GM 

SUBJECT: Monthly Status Report – June 2020

This report covers the activities of the Jeff L. Taylor Pine Flat Power Plant, Kings River Flood Operations & Maintenance, Environmental / Fisheries, Capital and Grant Projects. Accounting / Business Operations and Water Resources are provided separately from the CFO and Director of Water Resources, respectively.

### **JEFF L. TAYLOR PINE FLAT POWER PLANT**

#### **Reservoir Status:**

The reservoir elevation began the month at 919.16 feet (ft.) and storage of 819,322 acre-feet (AF). As of July 1, 2020, the reservoir elevation was 883.03 ft. and storage of 640,410 AF. Turbine discharge for the month was 285,622 AF. Discharge through the turbine bypass system was zero AF. Spill from the dam for the month was zero AF. Flow from Mill and Hughes Creeks was 42 AF.

#### **Power Plant Generation:**

Net facility generation – 86,134.5 MWhrs.

#### **Unit Status:**

Unit #	Gross MWhrs	In-Service Hours	Standby Hours	Out of Service Hours
1	34,142.98	720	0	0
2	34,084.33	720	0	0
3	18,675.37	402.61	317.39	0
<b>TOTAL</b>	<b>86,902.68</b>	<b>Note: Unit 3 started June 14</b>		

#### **Administrative:**

COVID-19 preventative measures:

- Continue to abide by Fresno County and State orders/recommendations
- Increased preventative measures are in place
- One plant employee was quarantined due to potential exposure outside of work – all tests came back negative and returned to work after the 14-day period.

FERC License Renewal – planning meetings were held over the month between our consultant and me.

Power Market Price Shaping – I have been discussing with CDWR the potential opportunity to price shape the output from Pine Flat due to negative market prices because of increased renewable integration (solar). Model development is underway – future conversations will continue.

Completed an annual report covering the facility operations and maintenance and a high-level discussion on major contracts and licenses for the 2019 calendar year (attached). We will develop this on a routine basis going forward.

#### **Operations & Maintenance:**

- Routine monthly preventative maintenance tasks completed.
- Gathered readings on newly installed microprocessor relays for setup of the third harmonic ground trip for each generator. This required each generator to be at maximum output.
- Provided PG&E running data from newly installed microprocessor relays for review and final approval of upgrade.
- Developed NERC training modules for plant staff based on newly installed protective relays
- Performed infrared survey of plant electrical equipment.
- Pulled oil samples on all transformers and the oil filled circuit breaker for analysis
- Replaced the carbon brush air filters on all three generators
- Filtered and pulled samples from Unit 3 bearing oil tubs.
- Pulled plant drainage pump no. 2 for overhaul and repair. This is original plant equipment and first major repair of this equipment.
- Assembled and installed a new ADA accessible picnic table at the FERC fishing access site. Prior table was vandalized and damaged by a large fallen tree branch.

#### **Environmental, Health and Safety (EH&S):**

Facility safety record as of July 1, 2020 - 887 days without a lost-time incident.

Quarterly plant safety inspections were completed. Monthly safety meetings covered hand safety and COVID-19 related items.

Zurich Insurance (Boiler and Machine) reached out with a data request for this year's survey. Due to COVID-19, the inspection will be performed remote based on data / records provided to them.

#### **Regulatory Compliance:**

The following items were completed:

- Energy Information Administration - Form 923M – June production report.
- California Energy Commission – Form 1304 – Quarterly report submitted

#### **NERC/WECC Compliance:**

All monthly inspections were completed, and the reports filed in the program – North American Electric Reliability Corporation (NERC) Generating Availability Data System (GADS) updated.

Completed the annual Critical Infrastructure Protection (Cyber Assets) review and signature

#### **Personnel:**

Recruiting for an operations position

**Forecast / Reports:**

The monthly Power Generation and Reservoir Forecast for the twelve-month period commencing July 1, 2020, attached.

<b>2019/20 Power Revenue Budget to Actual – FINAL</b>			
Month	Budgeted Revenue - Gross	Actual (AR) / Forecasted (FR) Revenue	Over / (Short)
July	\$1,036,046	\$1,090,053 - AR	\$54,007
August	\$606,624	\$802,902 - AR	\$196,278
September	\$171,462	\$338,211 - AR	\$166,749
October	\$165,506	\$269,785 - AR	\$104,279
November	-	\$1,807 - AR	\$1,807
December	-	- AR	-
January	-	- AR	-
February	\$67,472	- AR	(\$67,472)
March	\$195,546	- AR	(\$195,546)
April	\$261,926	\$12,746 - AR	(\$249,180)
May	\$575,250	\$296,941 - AR	(\$278,309)
June	\$920,168	\$654,622 - AR	(\$265,546)
<b>Total:</b>	<b>\$4,000,000</b>	<b>\$3,467,067</b>	<b>(\$532,932)</b>

**FUTURE POWER / WATER STORAGE RELATED ITEMS****Pine Flat – Unit 4:**

McMillen Jacobs provided their DRAFT feasibility assessment report, I have provided several suggested changes. Based on their findings (positive), we plan to develop a Request for Information (RFI) to go out to potential turbine suppliers to firm up the configuration, cost and performance guarantees needed.

**Water Storage Opportunity Projects:**

Stantec was provided the go ahead on further evaluating the project considering SGMA potential projects. We hope to have a DRAFT sometime in August and will review with the water users.

**ENVIRONMENTAL DIVISON****Administrative Items:**

All environmental staff continue remote work due to COVID-19 requirements.

The Executive Director of the Kings River Conservancy reached out to me concerning a public access project the USACE is proposing just downstream of the USACE Bridge (left bank) and to discuss the overall fishery on the Lower Kings.

**Fisheries Management Program (FMP):**

The Public Advisory Group (PAG) has cancelled all meetings until further notice due to COVID-19 – monthly updates continue to be provided to them electronically from KRCD, KRWA and CDFW.

**Executive Committee Meeting (ExCom):**

No report

**Technical Steering Committee (TSC):**

The committee met and discussed the following:

- June 11<sup>th</sup> meeting – Group met with the USACE and CDFW reservoir biologist to go over potential public access projects and fishery projects within the reservoir.
- June 23<sup>rd</sup> meeting - Group is developing a means to further analyze / selection process of projects based on the Cramer Fish Science report.

**Stocking:**

**Supplemental Stocking Plan:** Program will restart October 2020.

**CDFW Annual Budgeted Stocking:** Continues on a weekly basis.

**Personnel:**

No updates

**FLOOD DIVISION**

**Administrative:**

COVID-19 preventative measures:

- Maintenance staff continues to work on an individual basis to allow for social distancing
- Continue to abide by Fresno County and State orders/recommendations
- Increased routine cleaning of common areas

System Wide Improvement Framework (SWIF) – the USACE is reviewing the DRAFT document that was sent to them in 2016. Initial feedback indicates they do not agree with KRCD and RD1606 (James ID) filing separate documents and want a combined document for System 331 (left bank of North Fork down through the South Fork up to the rail track crossing. I have reached out to GEI to get feedback on hydraulically separating the RD1606 levee from KRCD – RD1606 is in support of this too. The USACE expects a revised SWIF from us by August 31, 2020.

**Operations and Maintenance Activities:**

- Completed three erosion repairs on the North Fork, USACE inspection points 191, 194 and 201.
- Levee mowing – 12.5 miles
- Channel mowing – 50 acres
- Weed control (spraying) along levee – 13 miles
- Animal burrows removed along levee – .6 miles
- Sediment removed from channel – 118,000 cubic yards

**Environmental, Health and Safety (EH&S):**

Safety record as of July 1, 2020 – 698 days without a lost time incident.

Monthly safety topics covered COVID-19, Heat Stress and Chemical Handling.

**Personnel:**

Kevin Keeton resigned his position effective June 30, 2020.

A solicitation for a Flood Maintenance Worker position is in the works and expected to be posted early July.

## GRANT / RESOURCE ACTIVITIES

### **McMullin On-Farm Flood Water Project (Terranova):**

Work over the month:

- PG&E installed transformer – electrical drop is expected in July.
- Pump motor soft start and controls installed
- Project governance structure planning meetings continue a weekly basis.
- Held meetings concerning project expansion opportunities and potential availability of grant funds

### **Levee Evaluation Grant:**

All significant activities are completed under this program and pulling together final documents.

### **Statewide Flood Emergency Response Grant Program:**

Provost continues development of the plan based on model scenarios from GEI.

### **Prop 68 – Invasive Plant Species:**


Staff continues to work on the application to meet the July 15<sup>th</sup> deadline.

### **Weather Modification Services:**

Completed for the season.

DM/sjs

R20-0034  
File: 202.03



**Kings River Conservation District  
Jeff L. Taylor Pine Flat Power Plant  
2019 Annual Report**

---

**Created by: David M. Merritt, Deputy GM**

---

# 2019 Annual Report

## Executive Summary:

The Jeff L. Taylor Pine Flat Power Plant started commercial operation April 1984. The facility operates under a 50-year FERC license number 2741, set to expire September 2029 and a long-term Power Purchase Agreement (PPA) with the California Department of Water Resources for 50 years. The PPA includes contract extensions beyond the initial term for construction cost overrun and guaranteed annual energy delivery. Other pertinent agreements are with the United States Army Corp of Engineers for use of Pine Flat Dam and the Kings River Water Association for use of Kings River water.

The power plant started annual operation March 7, 2019 and remained in service through November 1, 2019. The annual capacity factor was 49.4%, the annual historical average is 28.1%. The facility generated 719,960 Gross Mega Watt hours (MWhrs) with a net delivery of 714,557.9 MWhrs. Gross revenue was \$5,430,640, and a resulting net revenue to KRCD of \$2,715,320.

The annual maintenance outage started on November 1, 2019 and continued into 2020. Major work during this outage cycle involved upgrading all generator and high voltage equipment yard relay protection from electromechanical to microprocessor relays.

There were no recordable or lost time injuries over this period and all regulatory compliance maintained. The facility continues to hold routine safety meetings, complies with regulatory training requirements, and utilize an outside safety consultant to perform annual inspections of the facility to ensure OSHA / Cal OSHA compliance.

## Power Generation:

Month	Gross MWhrs	NET MWhrs (Delivered)
January	Offline	Offline
February	Offline	Offline
March	72,020	71,590.9
April	60,300	59,997.8
May	119,800	118,919.5
June	135,930	134,759.5
July	144,610	143,428.0
August	106,320	105,645.0
September	44,820	44,501.4
October	35,920	35,498.0
November	240	237.8
December	Offline	Offline
<b>Total</b>	<b>719,960</b>	<b>714,557.9</b>

The historical facility averaged net power generation is 406,458 MWhrs, max power generation year of 899,458 MWhrs (2017) and minimum net power generation year of 20,950 MWhrs (2015).

## Power Generation Revenue:

Month	Gross Revenue	Net Revenue
January	Offline	Offline
February	Offline	Offline
March	\$544,091	\$272,045
April	\$455,831	\$227,916
May	\$903,788	\$451,894
June	\$1,024,172	\$512,086
July	\$1,090,053	\$545,026
August	\$802,902	\$401,451
September	\$338,211	\$169,105
October	\$269,785	\$134,892
November	\$1,807	\$904
December	Offline	Offline
<b>Total</b>	<b>\$5,430,640</b>	<b>\$2,715,320</b>

The contractual agreement between the Kings River Water Association (KRWA) and KRCD for Use of the Water of Kings River for Power Generation at Pine Flat Dam, required KRCD to provide

KRWA, 50% of the gross power benefit revenue received. This agreement continues over the term of any license to KRCD for its Pine Flat Power Project, or any renewal or extension thereof.

## License for Diversion and Use of Water- Annual Usage:

Month	Cubic Feet / Second	Acre Feet
January	Offline	Offline
February	Offline	Offline
March	128,925	255,719
April	113,419	224,963
May	203,777	404,185
June	224,269	444,831
July	220,046	436,454
August	173,893	344,911
September	81,967	162,579
October	73,608	145,999
November	492	975
December	Offline	Offline
<b>Total</b>	<b>1,220,396</b>	<b>2,420,620</b>

The License for Diversion and Use of Water allows for a max annual usage of 2,732,000 acre-feet and a maximum 14-day average flow rate of 7,900 cubic feet per second. The annual usage is reported to the State Water Resource Control Board and annual fees paid. KRCD will be required to provide real time reporting of our diversion onto a public access website in 2020. We plan to create a link on the existing KRCD webpage to meet this requirement.

## Operational Events:

### Forced Outage Event Summary:

1. April 2, 2019 – Unit 1 and 3 tripped at 1640 hours and back online at 2005 and 2006 hours respectfully. This issued was caused by a lightning strike in zone 2 with resulting PF-762 (230 kV line breaker) tripping open. No other issues found, and units started without issues.
2. May 9, 2019 – Unit 1, 2, and 3 tripped at 1453 hours and back online at 1459, 1502 and 1504 hours respectfully. This tripped was caused by technician working on the B phase transformer high oil temperature gauge. A review of work performed / cause of trip was discussed with plant staff to avoid future issues. New gauges were ordered and replaced on all three transformers during the annual maintenance outage.

3. August 26, 2019 – Unit 2 tripped at 0908 hours and was placed back online at 1446 hours. The unit tripped on vibration. Staff troubleshooted all instrumentation and the turbine mechanically with no issues found. Unit restarted without issues.
4. October 1, 2019 – Unit 3 tripped at 2339 hours due to operator error, inadvertently tripped unit due to moving 26TP gauge needle and making up trip circuit – unit was not restarted.

### **Scheduled Outages:**

1. Annual Maintenance Outage – Started November 1, 2019 and completed February 14, 2020. During this outage, the major projects completed were:
  - The generator and transformer relays were upgraded from electro-mechanical to microprocessor type relays. HDR performed all engineering studies, Taurus Power & Controls construction of relay panels and commissioning and KRCD staff provided the electrical wiring and installation work of the relay upgrade onsite. All work was reviewed and approved by PG&E for NERC compliance.
  - Transformer winding temperature bulbs and gage replaced on all three transformers.
  - Power factor testing performed on all 3 generators and of Unit 3 generator breaker (PF-324)
  - The river environmental SONDE was upgraded and incorporated into the plant data historian.
  - Routine annual preventive maintenance on generators, turbines, electrical equipment, high voltage yard, and balance of plant equipment.
  - Per NFPA 70E requirements, the facility completed a 10-year update of the arc-flash analysis in 2019 – there were two breakers that required additional changes – these changes were completed during the outage and tested. All required electrical equipment was updated with new arc-flash rating stickers.
  - Oil samples of all three the main transformers and the 220 kV line breaker were pulled in July with acceptable results – sample frequency remains annually.
  - Network cyber security enhancements and upgrades completed.
2. Unit 1 draft tube inspection – September 23 - 24, 2019. An inspection was performed of the draft tube and penstock coating. All coating was in good condition no repairs were required.
3. Unit 2 draft tube inspection and runner inspections performed October 7 - 24, 2019. Draft tube coating and penstock coating appeared to be in good condition. All runner and wicket gate readings were consistent with prior years readings.
4. Unit 3 draft tube inspection – September 16 - 17, 2019. Unit 3 draft tube was recoated 2018 due to failure of coating product used. This inspection was performed within the warranty timeframe of the contract. The inspection showed coating to be in excellent condition.

---

## Operations:

- Facility  $P_{\max}$  test in coordination with the California Independent System Operator (CAISO) performed on July 2, 2019 for purposes of determining maximum power generation. Pine Flat tested at 198.5 Net MWs. This is above the installed capacity by approximately 17%; however, safely within the operational criteria of the generation equipment.
- Power System Stabilizer (PSS) tuning of all three units to meet compliance with North American Electric Reliability Corporation (NERC) / Western Electric Coordinating Council (WECC) – was performed by Power Tech Labs on the following dates:
  - Unit 1 - June 12, 2019
  - Unit 2 - June 13, 2019
  - Unit 3 - June 14, 2019
- 2019 Operational Hours:
  - Unit 1 – 4,800
  - Unit 2 – 4,696
  - Unit 3 – 4,745
- 2019 Scheduled Outage Hours:
  - Unit 1 – 1,502
  - Unit 2 – 1,885
  - Unit 3 – 2,586
- 2019 Forced Outage Hours:
  - Unit 1 – 3.52
  - Unit 2 – 10.22
  - Unit 3 – 15.01
- Historical Service Hours (total):
  - Unit 1 - 112,137
  - Unit 2 – 121,967
  - Unit 3 – 112,743

## Safety Training:

As of December 31, 2019, the facility accomplished 705 days without a lost time injury. The last recordable occurred January 2018 due to a muscle strain while working on electrical equipment. Root cause was due to hyper extending while reaching during maintenance of equipment. The facility

utilizes outside consultants or other resources such as ACWA-JPIA in support of the safety program. Following is a summary of the required topics covered over the year with plant staff:

- Spill Prevention and Control Countermeasures program review
- Hearing Conservation and Respirator Training inclusive of Respirator fit testing
- Fall Protection
- Lock Out Tag Out
- Forklift Safety
- First Aid, Automatic External Defibrillator and Bloodborne Pathogens
- Qualified Person / Electrical Safe Working Practices and Arc flash
- Hazardous Communication Program
- Sabotage and Bomb Threats
- Confined Space Refresher Program
- Pine Flat Emergency Action Plan Review
- Injury Illness Prevention Program Review

## Facility Staffing / Projected:

Current staffing levels:

- Operations & Maintenance Manager – 1
- Buyer – 1
- Operators – 5
- Mechanics – 2
- Electricians – 2
- Electromechanical Technician – 2
- Maintenance Journeyman – 1

In 2020 we will hire an additional operator in preparation for an anticipated retirement. No additional recruitments are planned within the year; however, succession planning is important to prepare for additional requirements in the next two to five years.

## Major Contractual & Regulatory Discussion:

**California Department of Water Resources (DWR)** – the power plant PPA term effectively commenced upon commercial operation of all three generators as described in Section 6.6.7. Unit 3 set the start date of April 1, 1984. The contract initial term is 50 years (March 31, 2034); however, the contract incorporates extensions to the term for the following:

- Construction cost overrun – The projected construction cost for the facility were \$55,000,000 and for every \$5 million in additional cost (fractions excluded), the term would extend for one year. The total project construction cost was \$71,550,964 and amounts to an overage of

\$16,550,964. The contract term extends 3 years beyond the initial term to March 31, 2037. The initial term and extension for construction cost were captured in Addendum No. 8 to the Pine Flat Power Sale Contract executed December 19, 2013.

- Energy Balancing Account – the PPA ensures DWR 420,000 MWhrs of energy annually. An energy balancing account is utilized per Section 13 of the contract to account for this process. At the end of the term (initial plus construction overrun - March 31, 2037) the positive balance in this account shall be delivered to DWR upon their request – this extension shall not be more than the time needed to deliver the positive balance in the account plus 10 years. As of fiscal year, 2018/19, the extension adds approximately 15 years of time to March 31, 2037

Contract term summary:

- Commercial Operation Date of Facility – April 1, 1984
- Initial Contract term expiration – March 31, 2034
- Contract term expiration due to construction cost overrun – March 31, 2037
- Approximate contract term expiration due to annual energy guarantee – March 31, 2052

**Federal Energy Regulatory Commission (FERC)** – KRCD received the initial FERC license September 25, 1979. The license has a 50-year term, expiring in 2029. Several activities to prepare KRCD in consultation with DWR have been completed, inclusive of a Strategic Plan (attorney-client work product). Some key dates / activities are:

- 2018 – 2022 – Strategic Plan development, initial assessments, FERC attorney engagement, and formation of steering committee (KRCD & CDWR)
- 2023 – Prepare the Notice of Intent (NOI) and Preapplication Document (PAD)
- 2024 – File NOI and PAD with FERC
- 2024 – 2028 – studies, consultation (public and agencies), negotiate measures for new license
- 2027 – File final license application with FERC
- 2028 – NEPA / CWC Section 401 WQC started
- 2029 – Initiate CEQA based on 401 – NEPA finalization
- ...new license issued

KINGS RIVER CONSERVATION DISTRICT PINE FLAT POWER PLANT - POWER GENERATION FORECAST												
DATE OF FORECAST :		1-July-2020										
RESERVOIR STORAGE :		640,411 AF										
BASIS OF DATA :		1. BASED ON 34% AVERAGE JULY THRU SEPTEMBER, AND 100% OF AVERAGE THEREAFTER. 2. IRRIGATION DEMAND PROJECTIONS BY KRWA AS OF 6/30/2020. 3. PINE FLAT RESERVOIR INFLOW ADJUSTED FOR EFFECTS OF ANTICIPATED UPSTREAM RESERVOIR OPERATIONS. 4. ENERGY PAYMENT RATE ASSUMED TO BE \$0.0076/kWhr (\$7.6/MWH)										
		EOM STORAGE AF	EOM ELEV FT	AVG INFLOW CFS	AVG OUTFLW CFS	AVG TURB Q CFS	AVG SPILL CFS	AVG GEN MW	MIN GEN MW	MAX GEN MW	GEN MWH	ENERGY PAYMENT \$1000
JUL	2020	292,738	792	846	6,500	5,512	988	109.69	77.40	140.52	81,609	620.23
AUG	2020	143,521	735	1,073	3,500	3,500	0	44.91	31.33	54.95	33,415	253.96
SEP	2020	130,812	728	606	820	0	820	0.00	0.00	0.00	0	0.00
OCT	2020	147,285	736	438	170	0	170	0.00	0.00	0.00	0	0.00
NOV	2020	170,823	747	546	150	0	150	0.00	0.00	0.00	0	0.00
DEC	2020	214,118	765	854	150	0	150	0.00	0.00	0.00	0	0.00
JAN	2021	280,423	788	1,228	150	0	150	0.00	0.00	0.00	0	0.00
FEB	2021	349,874	810	1,401	150	0	150	0.00	0.00	0.00	0	0.00
MAR	2021	445,356	836	1,803	250	0	250	0.00	0.00	0.00	0	0.00
APR	2021	572,054	867	3,129	1,000	1,000	0	21.10	19.65	22.30	15,188	115.43
MAY	2021	836,825	922	6,006	1,700	1,700	0	41.19	38.08	43.95	30,649	232.93
JUN	2021	810,878	917	6,064	6,500	6,500	0	167.19	166.40	168.03	120,377	914.87
12 MONTH TOTALS :				1998	1763	1526	236	32.10			281,239	\$ 2,137 70.4% of normal generation yr.

512.03.07

KINGS RIVER CONSERVATION DISTRICT PINE FLAT POWER PLANT - RESERVOIR OPERATION FORECAST								
DATE OF FORECAST : 1-July-2020 RESERVOIR STORAGE : 640411 AF BASIS OF DATA : 1. BASED ON 34% AVERAGE JULY THRU SEPTEMBER, AND 100% OF AVERAGE THEREAFTER. 2. IRRIGATION DEMAND PROJECTIONS BY KRWA AS OF 6/30/2020. 3. PINE FLAT RESERVOIR INFLOW ADJUSTED FOR EFFECTS OF ANTICIPATED UPSTREAM RESERVOIR OPERATIONS.								
		EOM STORAGE AF	EOM ELEV FT	INFLOW AF	OUTFLOW AF	GAIN OR (LOSS) AF	AVG INFLOW CFS	AVG OUTFLW CFS
JUL	2020	292,738	792	51,996	399,669	(347,673)	846	6,500
AUG	2020	143,521	735	65,990	215,207	(149,217)	1,073	3,500
SEP	2020	130,812	728	36,084	48,793	(12,709)	606	820
OCT	2020	147,285	736	26,926	10,453	16,473	438	170
NOV	2020	170,823	747	32,464	8,926	23,538	546	150
DEC	2020	214,118	765	52,518	9,223	43,295	854	150
JAN	2021	280,423	788	75,528	9,223	66,305	1,228	150
FEB	2021	349,874	810	77,782	8,331	69,451	1,401	150
MAR	2021	445,356	836	110,854	15,372	95,482	1,803	250
APR	2021	572,054	867	186,202	59,504	126,698	3,129	1,000
MAY	2021	836,825	922	369,300	104,529	264,771	6,006	1,700
JUN	2021	810,878	917	360,830	386,777	(25,947)	6,064	6,500
<b>12 MONTH TOTALS :</b>				<b>1,446,474</b>	<b>1,276,007</b>		<b>1,998</b>	<b>1,763</b>

EOM - End of Month

AF - Acre Feet

CFS - Cubic Feet per Second

NOTE: The above forecast is subject to possible drastic changes from month to month depending on weather and other factors.  
Accordingly it should not be considered reliable for planning purposes.

512.03.07

# **PINE FLAT POWER PLANT MONTHLY REPORT**

Month: **JUNE**  
Year: **2020**

## **RESERVOIR**

Start Elevation 919.16  
End Elevation 883.03

Start Storage 819322 AF  
End Storage 640410 AF  
Thru Plant 285622 AF  
Spill 0 AF  
Mill Creek & Hughes 42 AF  
Turbine Bypass 0 AF

## **POWER PLANT**

Unit #	MW	HRS		OOS
		In Service	Standby	
1	34142.98	720.00	0.00	0.00
2	34084.33	720.00	0.00	0.00
3	18675.37	402.61	317.39	0.00
Total	86902.68	1842.61	317.39	0.00
			ULH	0.00

Station Service Use	
P.G.E (kWhrs)	0
Station Transf.(kWhrs)	122100
Diesel Gen. Run (Hrs)	1.1

**MWh Generated 86134.5**

### **Comments - Include Major Equipment Problems:**

70 Work Authorizations issued. 887 Days worked without a lost time accident or injury.

File: 512.09.07

KRCD 512138




4886 East Jensen Avenue  
Fresno, California 93725

Tel: 559-237-5567  
Fax: 559-237-5560

[www.krcd.org](http://www.krcd.org)

July 2, 2020

***Memorandum***

TO: Paul G. Peschel, P.E., General Manager  
FROM: Brian Trevarrow, CFO   
SUBJECT: Monthly Status Report of Activities for the Month of June 2020

This is the monthly status report for the CFO for the month of June 2020, and includes input from the Finance, Human Resources, and Admin Departments.

I presented the Fiscal Year 2021 budget to the Kings River Water Quality Coalition on June 16<sup>th</sup>. It was approved and the coalition member rate was set for the next year. I conducted a Kings Basin Water Authority Budget Committee meeting on June 19<sup>th</sup>. The Committee approved the budget for recommendation to the Board at the quarterly meeting in July.

I presented the Fiscal Year 2021 budgets to the South Fork Kings GSA on June 18<sup>th</sup> and the North Fork Kings GSA on June 24<sup>th</sup>. The budgets were approved and the assessment rates were set for the next year.

Finance staff attended webinars during the month covering topics including employment law, wage and hour law, and COVID-19 updates.

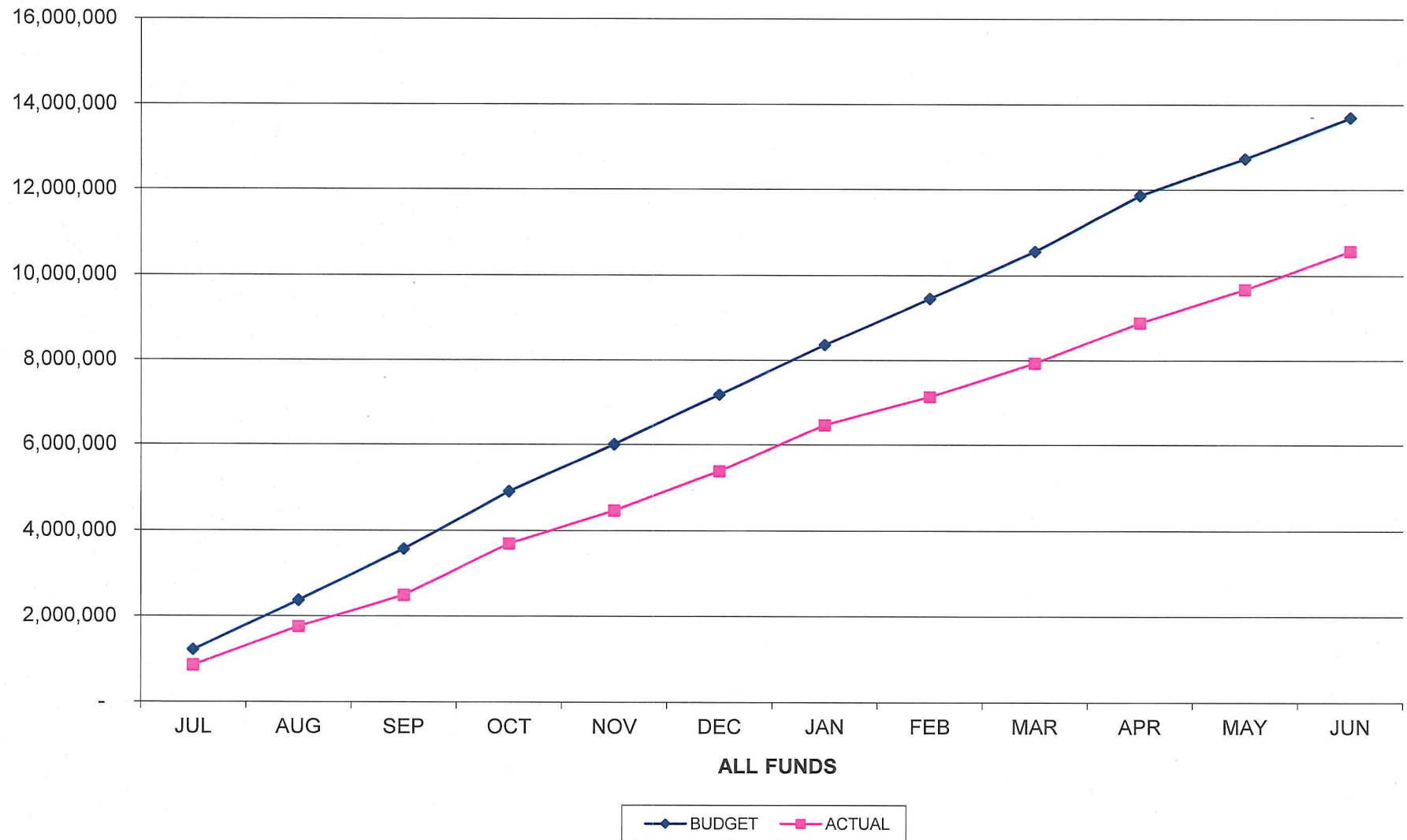
Stacy Wright, Manager of Human Resources, attended various meetings, webinars, and training sessions to keep her understanding of ever-changing HR issues and laws up to date. During the month Stacy continued the recruitment for an Operator and a Controller. Throughout the month Stacy processed two voluntary terminations for staff and assisted the finance department in preparation for the annual audit.

BT/sjs

R20-0032  
File: 202.03

**This Page Intentionally Blank**

# KINGS RIVER CONSERVATION DISTRICT BUDGET TO ACTUAL COMPARISON

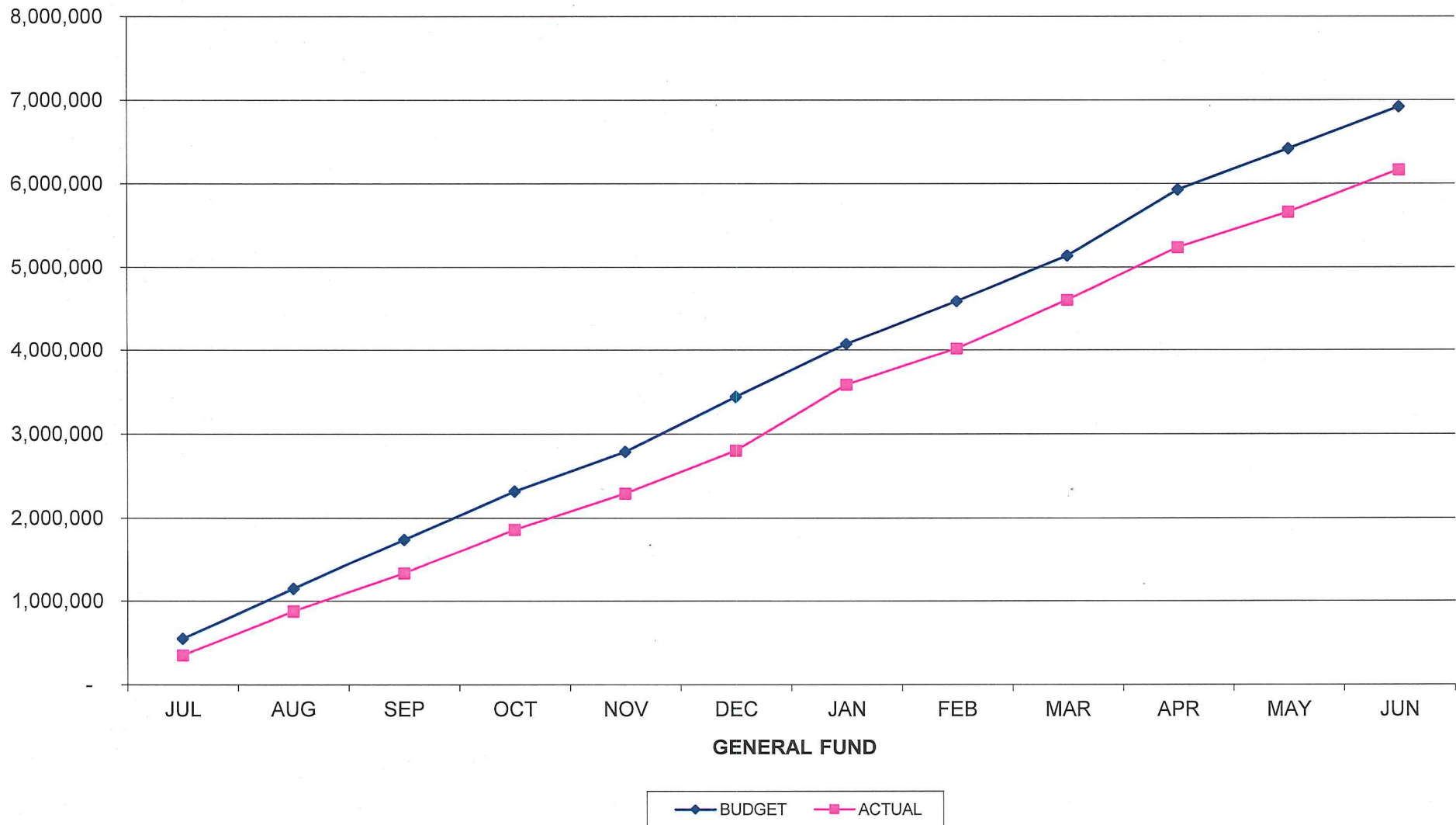


KINGS RIVER CONSERVATION DISTRICT  
Summary Budget Comparison - ALL FUNDS (201.17.04)

AGENDA ITEM 7a.

		From 6/1/2020 Through 6/30/2020				Total Budget Variance	Percent of Budget
		Current Period Budget				YTD	Used
Account Code	Account Title	Current Period Actual	Original	Total To Date Actual	2019-2020 Budget		
51000	SALARIES & WAGES	299,948.95	335,709.00	4,050,624.68	4,372,694.00	322,069.32	92.63%
51011	DIRECTORS COMPENSATION	3,500.00	3,500.00	42,000.00	42,000.00	0.00	100.00%
51021	PENSION PLAN	20,721.36	23,150.00	259,949.65	300,950.00	41,000.35	86.38%
51022	PAYROLL TAXES	22,055.42	25,238.00	295,475.22	328,164.00	32,688.78	90.04%
51030	EMPLOYEE HEALTH INSURANCE	71,402.67	73,616.00	860,666.83	883,392.00	22,725.17	97.43%
51033	UNEMPLOYMENT INSURANCE	0.00	413.00	0.00	5,000.00	5,000.00	0.00%
52050	SAFETY SUPPLIES	930.32	2,657.00	15,915.10	30,064.00	14,148.90	52.94%
52060	COMMUNICATIONS	7,255.93	4,318.00	58,101.83	51,568.00	(6,533.83)	112.67%
52090	HOUSEHOLD EXPENSE	869.51	947.00	10,207.87	11,425.00	1,217.13	89.35%
52100	INSURANCE & BONDS	9,055.70	7,218.00	402,443.81	353,834.00	(48,609.81)	113.74%
52120	MAINTENANCE - EQUIPMENT	14,616.87	21,711.00	216,627.78	281,090.00	64,462.22	77.07%
52130	MAINTENANCE - STRUCTURES	91,983.96	32,751.00	755,074.44	2,586,200.00	1,831,125.56	29.20%
52140	FMP PROGRAM	31,600.00	7,767.00	55,110.68	108,248.00	53,137.32	50.91%
52150	MEMBERSHIPS	560.00	3,251.00	39,017.00	42,565.00	3,548.00	91.66%
52160	MISCELLANEOUS	1,077.11	2,560.00	82,502.82	80,232.00	(2,270.82)	102.83%
52170	OFFICE EXPENSE	6,256.48	15,836.50	121,446.24	168,055.00	46,608.76	72.27%
52181	LEGAL SERVICES	6,432.00	7,212.00	59,801.18	96,500.00	36,698.82	61.97%
52182	ACCOUNTING SERVICES	0.00	0.00	31,050.00	36,170.00	5,120.00	85.84%
52183	ENGINEERING SERVICES	20,921.29	33,572.00	286,249.22	483,700.00	197,450.78	59.18%
52184	WEATHER MODIFICATION	0.00	3,150.00	304,583.25	380,150.00	75,566.75	80.12%
52186	PROFESSIONAL & SPECIAL	23,467.65	23,217.00	633,653.32	725,605.00	91,951.68	87.33%
52188	BANK SERVICE FEES	230.23	213.00	2,680.81	2,600.00	(80.81)	103.11%
52190	PUBLICATIONS & LEGAL NOTICES	0.00	287.00	0.00	3,400.00	3,400.00	0.00%
52200	RENTS & LEASES - EQUIPMENT	208.49	1,812.00	9,119.14	22,950.00	13,830.86	39.73%
52210	RENTS & LEASES - STRUCTURES	35,752.74	46,600.00	97,125.00	97,100.00	(25.00)	100.03%
52220	SMALL TOOLS & INSTRUMENTS	502.00	3,129.00	19,485.16	42,015.00	22,529.84	46.38%
52230	DISTRICT SPECIAL EXPENSE	162.00	9,679.00	29,142.76	96,745.00	67,602.24	30.12%
52250	TRANSPORTATION & TRAVEL	6,244.82	11,830.00	112,019.08	148,732.00	36,712.92	75.32%
52260	UTILITIES	8,847.00	2,791.00	146,782.53	201,190.00	54,407.47	72.96%
53280	PAYMENTS TO OTHER AGENCIES	0.00	150.00	201,762.59	260,400.00	58,637.41	77.48%
53300	FERC	194,769.00	266,282.00	1,182,737.18	1,279,824.00	97,086.82	92.41%
54000	CAPITAL OUTLAYS	23,209.23	0.00	178,966.46	178,000.00	(966.46)	100.54%
Report		902,580.73	970,566.50	10,560,321.63	13,700,562.00	3,140,240.37	77.08%
Difference							

# KINGS RIVER CONSERVATION DISTRICT BUDGET TO ACTUAL COMPARISON

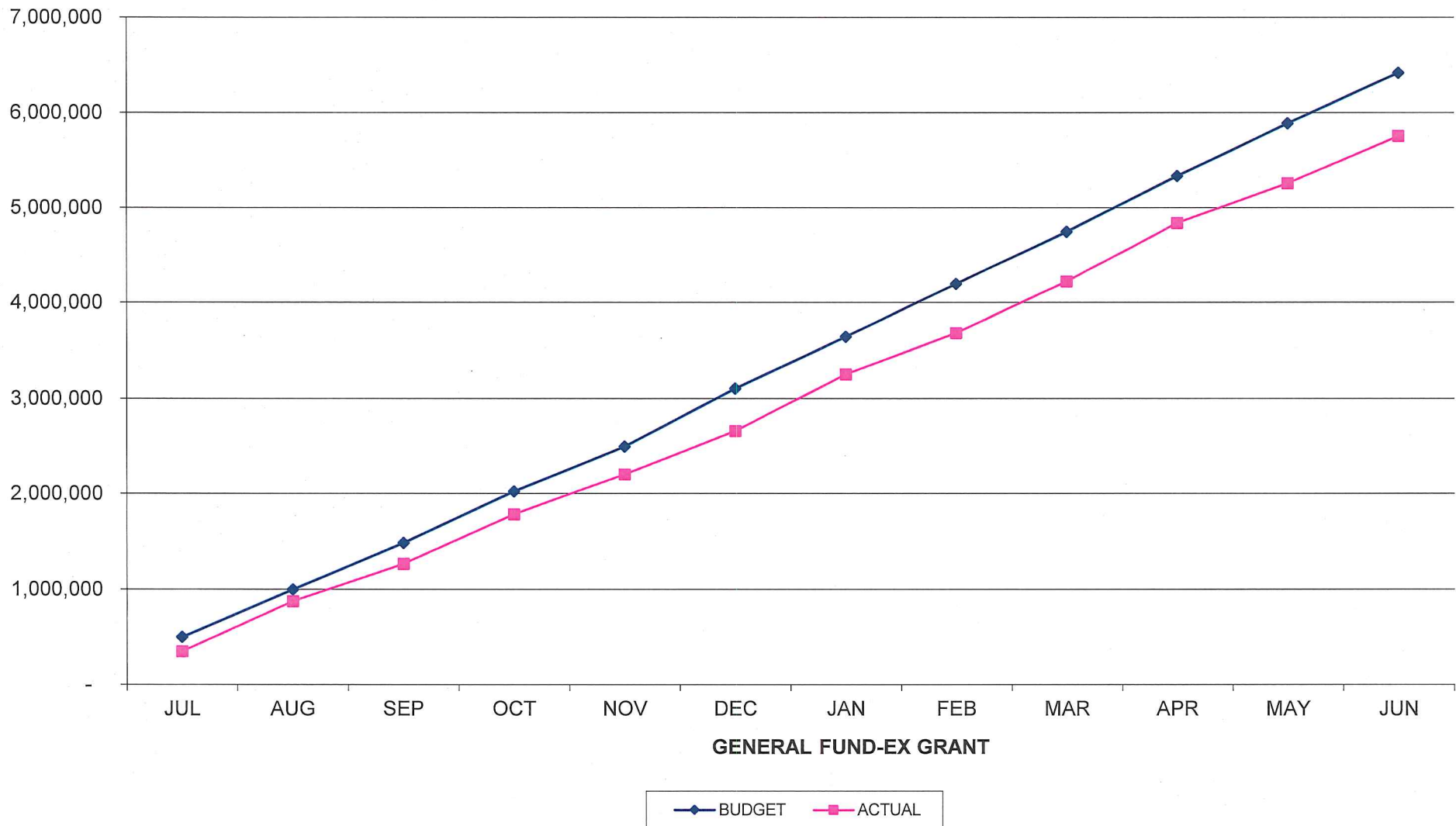


KINGS RIVER CONSERVATION DISTRICT  
Summary Budget Comparison - GENERAL FUND (201.17.04)  
From 6/1/2020 Through 6/30/2020  
EXP

AGENDA ITEM 7a.

Account Code	Account Title	Current Period Budget		Total To Date Actual	2019-2020 Budget	Total Budget Variance	Percent of Budget
		Current Period Actual	Original			YTD	Used
51000	SALARIES & WAGES	176,330.94	199,672.00	2,409,691.17	2,604,225.00	194,533.83	92.53%
51011	DIRECTORS COMPENSATION	3,500.00	3,500.00	42,000.00	42,000.00	0.00	100.00%
51021	PENSION PLAN	20,721.36	23,150.00	259,949.65	300,950.00	41,000.35	86.38%
51022	PAYROLL TAXES	22,055.42	25,238.00	295,475.22	328,164.00	32,688.78	90.04%
51030	EMPLOYEE HEALTH INSURANCE	71,402.67	73,616.00	860,666.83	883,392.00	22,725.17	97.43%
51033	UNEMPLOYMENT INSURANCE	0.00	413.00	0.00	5,000.00	5,000.00	0.00%
52050	SAFETY SUPPLIES	422.42	1,457.00	8,982.04	15,664.00	6,681.96	57.34%
52060	COMMUNICATIONS	5,073.57	1,278.00	30,231.85	15,088.00	(15,143.85)	200.37%
52090	HOUSEHOLD EXPENSE	0.00	207.00	2,790.50	2,545.00	(245.50)	109.65%
52100	INSURANCE & BONDS	9,055.70	7,218.00	183,145.39	148,334.00	(34,811.39)	123.47%
52120	MAINTENANCE - EQUIPMENT	10,750.24	8,784.00	88,192.52	91,895.00	3,702.48	95.97%
52130	MAINTENANCE - STRUCTURES	91,358.14	29,601.00	438,886.37	573,400.00	134,513.63	76.54%
52140	FMP PROGRAM	31,600.00	7,767.00	55,110.68	108,248.00	53,137.32	50.91%
52150	MEMBERSHIPS	560.00	3,251.00	36,767.00	39,515.00	2,748.00	93.05%
52160	MISCELLANEOUS	472.11	1,110.00	11,280.93	13,632.00	2,351.07	82.75%
52170	OFFICE EXPENSE	4,673.13	12,891.50	100,389.63	129,965.00	29,575.37	77.24%
52181	LEGAL SERVICES	5,772.00	5,712.00	53,074.33	78,500.00	25,425.67	67.61%
52182	ACCOUNTING SERVICES	0.00	0.00	14,940.00	15,570.00	630.00	95.95%
52183	ENGINEERING SERVICES	2,955.00	18,572.00	169,630.96	303,700.00	134,069.04	55.85%
52184	WEATHER MODIFICATION	0.00	0.00	274,124.93	342,135.00	68,010.07	80.12%
52186	PROFESSIONAL & SPECIAL	13,516.49	10,717.00	254,856.47	209,363.00	(45,493.47)	121.73%
52188	BANK SERVICE FEES	230.23	213.00	2,680.81	2,600.00	(80.81)	103.11%
52190	PUBLICATIONS & LEGAL NOTICES	0.00	87.00	0.00	1,000.00	1,000.00	0.00%
52200	RENTS & LEASES - EQUIPMENT	208.49	1,662.00	4,506.68	16,900.00	12,393.32	26.67%
52210	RENTS & LEASES - STRUCTURES	35,752.74	46,600.00	95,200.00	95,200.00	0.00	100.00%
52220	SMALL TOOLS & INSTRUMENTS	233.86	1,779.00	9,680.24	21,815.00	12,134.76	44.37%
52230	DISTRICT SPECIAL EXPENSE	162.00	7,679.00	28,107.76	65,745.00	37,637.24	42.75%
52250	TRANSPORTATION & TRAVEL	5,111.76	9,735.00	101,343.57	120,792.00	19,448.43	83.90%
52260	UTILITIES	509.11	491.00	7,388.77	10,840.00	3,451.23	68.16%
53280	PAYMENTS TO OTHER AGENCIES	0.00	150.00	201,222.59	209,200.00	7,977.41	96.19%
54000	CAPITAL OUTLAYS	0.00	0.00	126,097.59	125,000.00	(1,097.59)	100.88%
	Total EXP	512,427.38	502,550.50	6,166,414.48	6,920,377.00	753,962.52	89.11%
Report Difference		512,427.38	502,550.50	6,166,414.48	6,920,377.00	753,962.52	89.11%

# KINGS RIVER CONSERVATION DISTRICT BUDGET TO ACTUAL COMPARISON



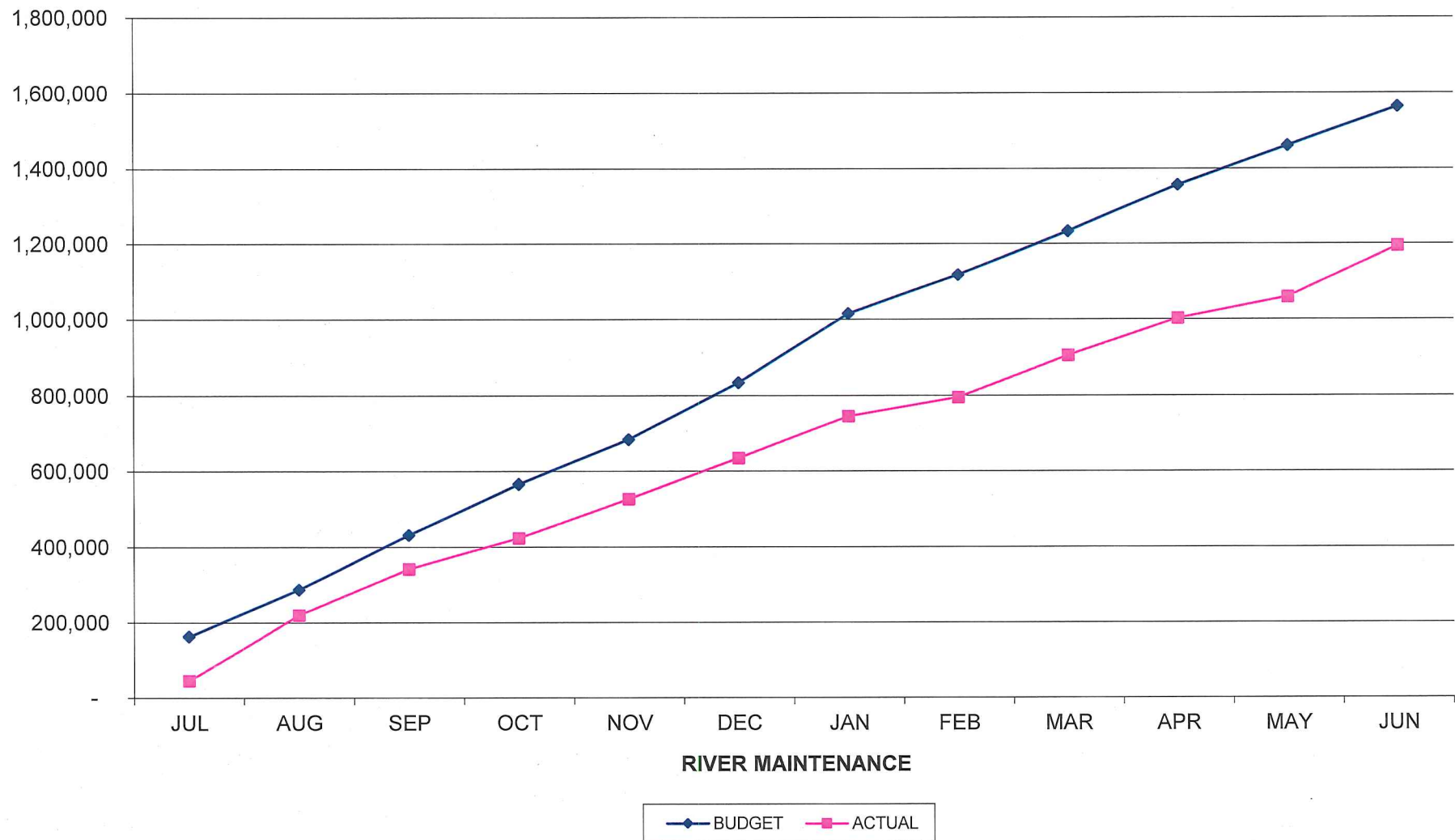
KINGS RIVER CONSERVATION DISTRICT  
Summary Budget Comparison - GENERAL FUND (201.17.04) EX GRANTS  
From 6/1/2020 Through 6/30/2020  
EXP

AGENDA ITEM 7a.

Account Code	Account Title	Current Period Budget		Total To Date Actual	2019-2020 Budget	Total Budget Variance	Percent of Budget
		Current Period Actual	Original			YTD	Used
51000	SALARIES & WAGES	174,696.73	197,551.00	2,391,267.43	2,576,699.00	185,431.57	92.80%
51011	DIRECTORS COMPENSATION	3,500.00	3,500.00	42,000.00	42,000.00	0.00	100.00%
51021	PENSION PLAN	20,721.36	23,150.00	259,949.65	300,950.00	41,000.35	86.38%
51022	PAYROLL TAXES	22,055.42	25,238.00	295,475.22	328,164.00	32,688.78	90.04%
51030	EMPLOYEE HEALTH INSURANCE	71,402.67	73,616.00	860,666.83	883,392.00	22,725.17	97.43%
51033	UNEMPLOYMENT INSURANCE	0.00	413.00	0.00	5,000.00	5,000.00	0.00%
52050	SAFETY SUPPLIES	422.42	1,457.00	8,982.04	15,664.00	6,681.96	57.34%
52060	COMMUNICATIONS	5,073.57	1,278.00	30,231.85	15,088.00	(15,143.85)	200.37%
52090	HOUSEHOLD EXPENSE	0.00	207.00	2,790.50	2,545.00	(245.50)	109.65%
52100	INSURANCE & BONDS	9,055.70	7,218.00	183,145.39	148,334.00	(34,811.39)	123.47%
52120	MAINTENANCE - EQUIPMENT	10,750.24	8,784.00	88,192.52	91,895.00	3,702.48	95.97%
52130	MAINTENANCE - STRUCTURES	91,358.14	29,601.00	438,886.37	573,400.00	134,513.63	76.54%
52140	FMP PROGRAM	31,600.00	7,767.00	55,110.68	108,248.00	53,137.32	50.91%
52150	MEMBERSHIPS	560.00	3,251.00	36,767.00	39,515.00	2,748.00	93.05%
52160	MISCELLANEOUS	472.11	1,110.00	10,165.55	13,632.00	3,466.45	74.57%
52170	OFFICE EXPENSE	4,671.31	12,891.50	100,297.40	129,965.00	29,667.60	77.17%
52181	LEGAL SERVICES	5,772.00	5,712.00	52,668.33	68,500.00	15,831.67	76.89%
52182	ACCOUNTING SERVICES	0.00	0.00	14,940.00	15,570.00	630.00	95.95%
52183	ENGINEERING SERVICES	0.00	1,909.00	11,983.57	23,700.00	11,716.43	50.56%
52184	WEATHER MODIFICATION	0.00	0.00	274,124.93	342,135.00	68,010.07	80.12%
52186	PROFESSIONAL & SPECIAL	13,516.49	10,717.00	209,192.19	209,363.00	170.81	99.92%
52188	BANK SERVICE FEES	230.23	213.00	2,680.81	2,600.00	(80.81)	103.11%
52190	PUBLICATIONS & LEGAL NOTICES	0.00	87.00	0.00	1,000.00	1,000.00	0.00%
52200	RENTS & LEASES - EQUIPMENT	208.49	1,662.00	4,506.68	16,900.00	12,393.32	26.67%
52210	RENTS & LEASES - STRUCTURES	35,752.74	46,600.00	95,200.00	95,200.00	0.00	100.00%
52220	SMALL TOOLS & INSTRUMENTS	233.86	1,779.00	9,680.24	21,815.00	12,134.76	44.37%
52230	DISTRICT SPECIAL EXPENSE	162.00	7,679.00	28,107.76	65,745.00	37,637.24	42.75%
52250	TRANSPORTATION & TRAVEL	5,111.76	9,735.00	101,302.97	120,792.00	19,489.03	83.87%
52260	UTILITIES	509.11	491.00	7,388.77	10,840.00	3,451.23	68.16%
53280	PAYMENTS TO OTHER AGENCIES	0.00	150.00	14,329.50	19,200.00	4,870.50	74.63%
54000	CAPITAL OUTLAYS	0.00	0.00	126,097.59	125,000.00	(1,097.59)	100.88%
	Total EXP	507,836.35	483,766.50	5,756,131.77	6,412,851.00	656,719.23	89.76%

Report	507,836.35	483,766.50	5,756,131.77	6,412,851.00	656,719.23	89.76%
Difference						

# KINGS RIVER CONSERVATION DISTRICT BUDGET TO ACTUAL COMPARISON



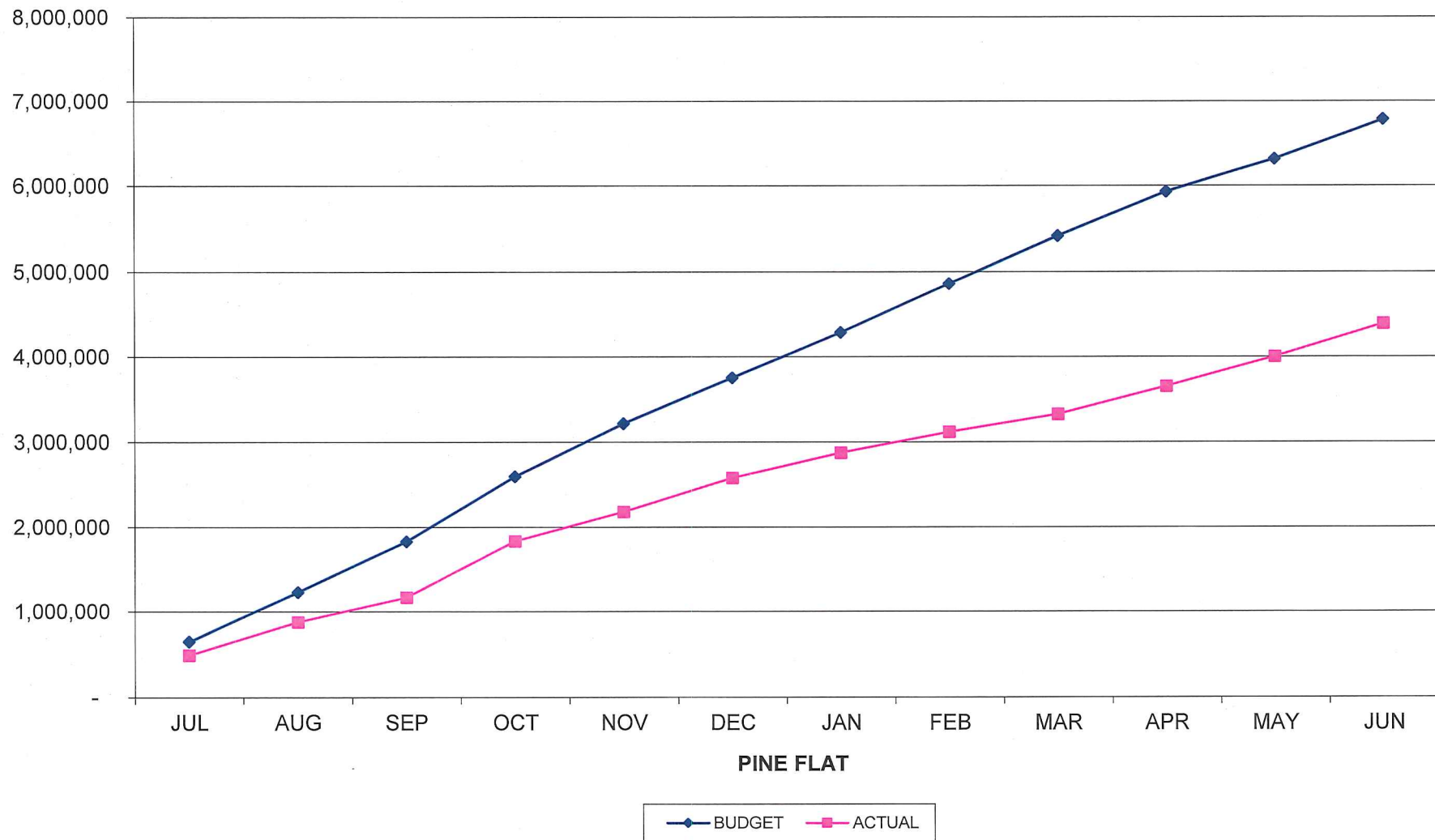
**KINGS RIVER CONSERVATION DISTRICT**  
**Summary Budget Comparison - RIVER MAINTENANCE FUND (201.17.04)**

EXP

From 6/1/2020 Through 6/30/2020

Account Code	Account Title	Current Period Actual	Current Period Budget - Original	Total to Date Actual	2019-2020 Budget	Total Budget Variance YTD	Percent of Budget Used
51000	SALARIES & WAGES	28,349.94	41,208.00	429,023.25	535,693.00	106,669.75	80.08%
52050	SAFETY SUPPLIES	319.25	1,151.00	7,310.93	13,790.00	6,479.07	53.01%
52060	COMMUNICATIONS	357.54	212.00	2,299.67	2,500.00	200.33	91.98%
52090	HOUSEHOLD EXPENSE	0.00	188.00	270.50	2,295.00	2,024.50	11.78%
52100	INSURANCE & BONDS	0.00	0.00	13,582.69	13,500.00	(82.69)	100.61%
52120	MAINTENANCE - EQUIPMENT	9,983.20	4,647.00	60,037.37	55,850.00	(4,187.37)	107.49%
52130	MAINTENANCE - STRUCTURES	91,358.14	29,363.00	425,196.26	562,400.00	137,203.74	75.60%
52150	MEMBERSHIPS	0.00	75.00	340.00	900.00	560.00	37.77%
52160	MISCELLANEOUS	0.00	402.00	2,074.89	3,930.00	1,855.11	52.79%
52170	OFFICE EXPENSE	51.36	311.00	3,309.78	3,765.00	455.22	87.90%
52181	LEGAL SERVICES	224.00	500.00	5,834.54	6,000.00	165.46	97.24%
52183	ENGINEERING SERVICES	0.00	17,388.00	83,627.07	208,700.00	125,072.93	40.07%
52186	PROFESSIONAL & SPECIAL SERVICE	0.00	38.00	12,824.86	500.00	(12,324.86)	2,564.97%
52200	RENTS & LEASES - EQUIPMENT	208.49	1,287.00	4,506.68	15,400.00	10,893.32	29.26%
52220	SMALL TOOLS & INSTRUMENTS	165.51	712.00	4,599.44	8,500.00	3,900.56	54.11%
52230	DISTRICT SPECIAL EXPENSE	0.00	348.00	565.00	4,220.00	3,655.00	13.38%
52250	TRANSPORTATION & TRAVEL	4,472.60	4,650.00	65,509.14	55,800.00	(9,709.14)	117.39%
52260	UTILITIES	509.11	441.00	7,388.77	10,240.00	2,851.23	72.15%
54000	CAPITAL OUTLAYS	0.00	0.00	66,131.52	60,000.00	(6,131.52)	110.21%
Total EXP		135,999.14	102,921.00	1,194,432.36	1,563,983.00	369,550.64	76.37%
Report Difference		135,999.14	102,921.00	1,194,432.36	1,563,983.00	369,550.64	76.37%

# KINGS RIVER CONSERVATION DISTRICT BUDGET TO ACTUAL COMPARISON



**KINGS RIVER CONSERVATION DISTRICT**  
**Summary Budget Comparison - PINE FLAT O & M (201.17.04)**

EXP  
From 6/1/2020 Through 6/30/2020

Account Code	Account Title	Current Period Actual	Current Period Budget - Original	Total To Date Actual	2019-2020 Budget	Total budget Variance YTD	Percent of Budget Used
51000	SALARIES & WAGES	123,618.01	136,037.00	1,640,933.51	1,768,469.00	127,535.49	92.78%
52050	SAFETY SUPPLIES	507.90	1,200.00	6,933.06	14,400.00	7,466.94	48.14%
52060	COMMUNICATIONS	2,182.36	3,040.00	27,869.98	36,480.00	8,610.02	76.39%
52090	HOUSEHOLD EXPENSE	869.51	740.00	7,417.37	8,880.00	1,462.63	83.52%
52100	INSURANCE & BONDS	0.00	0.00	219,298.42	205,500.00	(13,798.42)	106.71%
52120	MAINTENANCE - EQUIPMENT	3,866.63	12,927.00	128,435.26	189,195.00	60,759.74	67.88%
52130	MAINTENANCE - STRUCTURES	625.82	3,150.00	316,188.07	2,012,800.00	1,696,611.93	15.70%
52150	MEMBERSHIPS	0.00	0.00	2,250.00	3,050.00	800.00	73.77%
52160	MISCELLANEOUS	605.00	1,450.00	71,221.89	66,600.00	(4,621.89)	106.93%
52170	OFFICE EXPENSE	1,583.35	2,945.00	21,056.61	38,090.00	17,033.39	55.28%
52181	LEGAL SERVICES	660.00	1,500.00	6,726.85	18,000.00	11,273.15	37.37%
52182	ACCOUNTING SERVICES	0.00	0.00	16,110.00	20,600.00	4,490.00	78.20%
52183	ENGINEERING SERVICES	17,966.29	15,000.00	116,618.26	180,000.00	63,381.74	64.78%
52184	WEATHER MODIFICATION	0.00	3,150.00	30,458.32	38,015.00	7,556.68	80.12%
52186	PROFESSIONAL & SPECIAL SERVICE	9,951.16	12,500.00	378,796.85	516,242.00	137,445.15	73.37%
52190	PUBLICATIONS & LEGAL NOTICES	0.00	200.00	0.00	2,400.00	2,400.00	0.00%
52200	RENTS & LEASES - EQUIPMENT	0.00	150.00	4,612.46	6,050.00	1,437.54	76.23%
52210	RENTS & LEASES - STRUCTURES	0.00	0.00	1,925.00	1,900.00	(25.00)	101.31%
52220	SMALL TOOLS & INSTRUMENTS	268.14	1,350.00	9,804.92	20,200.00	10,395.08	48.53%
52230	DISTRICT SPECIAL EXPENSE	0.00	2,000.00	1,035.00	31,000.00	29,965.00	3.33%
52250	TRANSPORTATION & TRAVEL	1,133.06	2,095.00	10,675.51	27,940.00	17,264.49	38.20%
52260	UTILITIES	8,337.89	2,300.00	139,393.76	190,350.00	50,956.24	73.23%
53280	PAYMENTS TO OTHER AGENCIES	0.00	0.00	540.00	51,200.00	50,660.00	1.05%
53300	FERC	194,769.00	266,282.00	1,182,737.18	1,279,824.00	97,086.82	92.41%
54000	CAPITAL OUTLAYS	23,209.23	0.00	52,868.87	53,000.00	131.13	99.75%
	Total EXP	390,153.35	468,016.00	4,393,907.15	6,780,185.00	2,386,277.85	64.81%
Report Difference		390,153.35	468,016.00	4,393,907.15	6,780,185.00	2,386,277.85	64.81%

KINGS RIVER CONSERVATION DISTRICT  
PINE FLAT POWER PLANT - POWER GENERATION FORECAST  
FY2019 - 2020

		KRCD Power Gen Revenue Budget	KRCD Power Gen Revenue Actual/Estimated	Over / (Short)	
July	2019	\$ 518,023	\$ 545,026	\$ 27,003	actual
August	2019	303,312	401,451	98,139	actual
September	2019	85,731	169,105	83,374	actual
October	2019	82,753	134,892	52,139	actual
November	2019	-	904	904	actual
December	2019	-	-	-	actual
January	2020	-	-	-	actual
February	2020	33,736	-	(33,736)	actual
March	2020	97,773	-	(97,773)	actual
April	2020	130,963	6,373	(124,590)	actual
May	2020	287,625	146,842	(140,783)	actual
June	2020	460,084	327,311	(132,773)	actual
Total		\$ 2,000,000	\$ 1,731,905	\$ (268,095)	

KINGS RIVER CONSERVATION DISTRICT  
**Monthly General Fund Investment Report**  
June, 2020

General Fund Operating and Investment Funds of the Kings River Conservation District are disposed as follows:

	Balance at End of Month	% of Portfolio	Maximum % of Portfolio	Interest Received this Month	Interest Rate	Interest Accrued this Month	Interest Accrued But Not Yet Received	Market Value
<b>General Fund Bank Accounts:</b>								
Chase Bank, N.A. Operating Accounts	\$ 845,918.44	3.7%	No Max	\$ -	0.00%	\$ -	\$ -	\$ 845,918.44
Subtotal General Fund Bank Accounts	\$ 845,918.44			\$ -		\$ -	\$ -	\$ 845,918.44
<b>General Fund Investment Pools :</b>								
Local Agency Investment Fund (LAIF)	\$ 3,003,721.56	13.1%	No Max	\$ -	1.37%	\$ 3,382.27	\$ 11,324.19	\$ 3,015,045.75
Fresno County Investment Pool	\$ 11,388,183.09	49.7%	No Max	\$ 3,884.34	2.19%	\$ 18,439.55	\$ 50,955.99	\$ 11,439,139.08
Fresno County Investment Pool - Stabilization Fund	\$ 5,430,087.80	23.7%	No Max	\$ 27,185.21	2.19%	\$ 9,726.12	\$ 29,480.10	\$ 5,459,567.90
CalTRUST Medium Term Fund	\$ 255,743.07	1.1%	No Max	\$ 291.07	1.30%			\$ 255,743.07
Subtotal General Fund Investment Pools:	\$ 20,077,735.52			\$ 31,360.62		\$ 31,547.94	\$ 91,760.28	\$ 20,169,495.80
<b>Total KRCD Operating Funds:</b>	<b>\$ 20,923,653.96</b>			<b>\$ 31,360.62</b>		<b>\$ 31,547.94</b>	<b>\$ 91,760.28</b>	<b>\$ 21,015,414.24</b>
<b>Warrants:</b>								
	\$ -	0.0%	No Max	\$ -	0.00%	\$ -	\$ -	\$ -
Subtotal Investments in Notes and Warrants:	\$ -			\$ -		\$ -	\$ -	\$ -
<b>General Fund Investment Accounts :</b>								
J.P. Morgan Securities								
Commercial Paper	\$ -	0.0%	25%	\$ -	0.00%	\$ -	\$ -	\$ -
Corporate Bonds	\$ 2,008,020.00	8.8%	30%	\$ 14,000.00	2.90%	\$ 5,821.52	\$ 16,588.19	\$ 2,024,608.19
Subtotal Investment Funds:	\$ 2,008,020.00			\$ 14,000.00		\$ 5,821.52	\$ 16,588.19	\$ 2,024,608.19
<b>Total General Fund Cash &amp; Investments</b>	<b>\$ 22,931,673.96</b>			<b>\$ 45,360.62</b>		<b>\$ 37,369.46</b>	<b>\$ 108,348.47</b>	<b>\$ 23,040,022.43</b>

Weighted Average Earnings (based on month-end balance)

2.00%

The Fresno County Investment Pool interest rate is based on the last published rate, 2.188% at March 31, 2020.

  
CFO

File Code: 201.24

Kings River Conservation District  
Detail of J.P. Morgan Securities Account  
July, 2019 - June, 2020 as of June 30, 2020

CUSIP	Description	Par Value	Cost	Maturity Date	Coupon Rate	Purchased Interest	Accrued Interest	Interest Received this Period	Interest Received Fiscal YTD	Change in Value	Account Value With Accrued Interest	Est. Annual Income	Yield to Maturity	S&P Rating
	<b>Short-Term Commercial Paper</b>													
46640QYC9	J P MORGAN SECURITIES			11/12/2019	0%	-	-	-	24,662.22	-	-	24,662.22	2.511%	A-1
	Sub-total	-	-			-	-	-	24,662.22	-	-	24,662.22	2.511%	
	<b>Medium-Term Notes</b>													
17325FAF5	CITIBANK NA N Y			9/18/2019	1.85%	-	-	-	7,400.00	-	-	7,400.00	2.840%	A+
0258MODT3	AMERICAN EXPRESS CREDIT CORP			5/26/2020	2.38%	-	-	-	21,770.83	-	-	23,750.00	3.150%	A-
61761JB32	MORGAN STANLEY			6/16/2020	2.80%	-	-	14,000.00	28,000.00	-	-	28,000.00	3.270%	BBB+
94974BGM6	WELLS FARGO & CO	1,000,000.00	989,370.00	7/22/2020	2.60%	-	11,411.11	-	26,000.00	11,850.00	1,012,631.11	26,000.00	3.160%	A-
38141EA58	GOLDMAN SACHS GROUP, INC.			3/15/2020	5.38%	-	-	-	53,750.00	-	-	53,750.00	3.200%	BBB+
06051GFT1	BANK AMERICA FUNDING CORP	1,000,000.00	999,870.00	10/19/2020	2.63%	-	5,177.08	-	26,250.00	6,930.00	1,011,977.08	26,250.00	2.630%	A-
	Sub-total	2,000,000.00	1,989,240.00			-	16,588.19	14,000.00	163,170.83	18,780.00	2,024,608.19	165,150.00	2.895%	
	Total	2,000,000.00	1,989,240.00			-	16,588.19	14,000.00	187,833.05	18,780.00	2,024,608.19	189,812.22	2.895%	

**This Page Intentionally Blank**

KINGS RIVER CONSERVATION DISTRICT  
Schedule of Disbursements and Current Accounts Payable  
Presented July 14, 2020  
(For Expenditures in the Month Ending June 30, 2020)

Director's Payroll	06/09/20	2,729.98	
Employee Payroll	06/10/20	95,854.38	
Employee Payroll	06/24/20	97,149.03	
Employee Payroll	06/30/20	461.92	
			196,195.31
Accounts Payable (KRCD)		346,406.25	346,406.25
	Sub-Total		542,601.56
Ready-Tax Electronic Funds Transfers:			
Employee Tax Deposits	06/03/20		43,368.91
Director's Tax Deposits	06/12/20		1,137.25
Employee Tax Deposits	06/17/20		43,345.78
Employee Tax Deposits	06/26/20		1,788.10
	TOTAL		<u>632,241.60</u>

**KINGS RIVER CONSERVATION DISTRICT**  
Check/Voucher Register - PAYROLL CHECK REGISTER  
From 6/9/2020 Through 6/9/2020

<u>Check Number</u>	<u>Check Date</u>	<u>Payee</u>	<u>Check Amount</u>
44161	6/9/2020	DAVID P. STANFIELD	489.35
V23939	6/9/2020	GREGORY H. BEBERIAN	461.75
V23941	6/9/2020	CEIL W. HOWE JR	461.75
V23942	6/9/2020	CHRIS M. KAPHEIM	356.83
V23943	6/9/2020	MARK C. MCKEAN	498.55
V23944	6/9/2020	MASARU YOSHIMOTO	<u>461.75</u>
Report Total			<u><u>2,729.98</u></u>

KINGS RIVER CONSERVATION DISTRICT  
Check/Voucher Register - PAYROLL CHECK REGISTER  
From 6/10/2020 Through 6/10/2020

Check Number	Check Date Payee	Check Amount
V23945	6/10/2020 MANAGER, POWER PLANT O&M	3,172.29
V23946	6/10/2020 SR. ACCOUNTANT	2,140.65
V23947	6/10/2020 PROGRAM & REGULATORY ANALYST	2,388.88
V23948	6/10/2020 SENIOR MECHANIC	2,468.37
V23949	6/10/2020 MANAGER, FLOOD OPERATIONS & MAINTENANCE	2,655.04
V23950	6/10/2020 SR OPERATOR	2,321.10
V23951	6/10/2020 ELECTRICIAN	2,348.54
V23952	6/10/2020 MGR, WATER RESOURCES	2,237.53
V23954	6/10/2020 SENIOR ELECTRICIAN	2,130.08
V23955	6/10/2020 FLOOD MAINTENANCE WORKER I	1,183.96
V23956	6/10/2020 DIRECTOR OF WATER RESOURCES	2,804.17
V23957	6/10/2020 SUPERVISOR, FLOOD OPERATIONS & MAINTENANCE	1,922.07
V23958	6/10/2020 FLOOD MAINTENANCE WORKER II	1,529.31
V23959	6/10/2020 ELECTRO-MECH. TESTING TECH.	2,739.21
V23960	6/10/2020 ELECTRO-MECH. TESTING TECH.	2,608.83
V23961	6/10/2020 BUYER	2,107.56
V23962	6/10/2020 FLOOD MAINENANCE WORKER I	1,114.91
V23963	6/10/2020 MANAGER OF ENVIROMENTAL PROGRAMS	2,071.01
V23964	6/10/2020 SENIOR MECHANIC	2,251.08
V23965	6/10/2020 ASSOCIATE RESOURCE ANALYST	1,980.48
V23966	6/10/2020 SENIOR OPERATOR	2,616.21
V23967	6/10/2020 FLOOD MAINTENANCE WORKER I	895.78
V23968	6/10/2020 SENIOR OPERATOR	3,656.07
V23969	6/10/2020 MAINTENANCE JOURNYWORKER	1,784.32
V23970	6/10/2020 EXECUTIVE ASSISTANT	1,997.76
V23971	6/10/2020 DEPUTY GENERAL MANAGER, COO	4,456.25
V23972	6/10/2020 SENIOR OPERATOR	3,651.02
V23973	6/10/2020 SR. ACCOUNTING ASSISTANT	1,385.50
V23974	6/10/2020 FLOOD MAINENANCE WORKER I	1,066.84
V23975	6/10/2020 GENERAL MANAGER	4,025.28
V23976	6/10/2020 PUBLIC AFFAIRS ASSOCIATE	1,678.58
V23977	6/10/2020 SR. ADMINISTRATIVE ASSISTANT	1,258.86
V23978	6/10/2020 CUSTOMER SERVICE REPRESENTATIVE	1,154.52
V23979	6/10/2020 RESOURCE ANALYST I	1,721.07
V23980	6/10/2020 SR. ADMINISTRATIVE ASSISTANT	1,157.25
V23981	6/10/2020 RESOURCE ANALYST I	2,076.18
V23982	6/10/2020 STUDENT INTERN	285.59
V23983	6/10/2020 ASSOCIATE RESOURCE ANALYST	2,365.16
V23984	6/10/2020 DEPUTY GENERAL MANAGER, CFO	3,487.24
V23985	6/10/2020 MANAGER, COMMUNITY/PUBLIC RELATIONS	2,948.74
V23986	6/10/2020 RESOURCE ANALYST I	1,695.59
V23987	6/10/2020 RESOURCE ANALYST I	1,568.22
V23988	6/10/2020 MANAGER, HUMAN RESOURCES	1,987.09
V23989	6/10/2020 SENIOR OPERATOR	2,760.19
Report Total		<u>95,854.38</u>

KINGS RIVER CONSERVATION DISTRICT  
Check/Voucher Register - PAYROLL CHECK REGISTER  
From 6/22/2020 Through 6/24/2020

Check Number	Check Date Payee	Check Amount
44162	6/22/2020 RESOURCE ANALYST I	1,752.73
44163	6/22/2020 RESOURCE ANALYST I	1,585.75
V23990	6/24/2020 MANAGER, POWER PLANT O&M	3,171.12
V23991	6/24/2020 SR. ACCOUNTANT	2,140.66
V23992	6/24/2020 PROGRAM & REGULATORY ANALYST	2,689.65
V23993	6/24/2020 SENIOR MECHANIC	2,468.37
V23994	6/24/2020 MANAGER, FLOOD OPERATIONS & MAINTENANCE	2,655.04
V23995	6/24/2020 SR OPERATOR	3,024.54
V23996	6/24/2020 ELECTRICIAN	2,348.55
V23997	6/24/2020 MGR, WATER RESOURCES	2,237.52
V23999	6/24/2020 SENIOR ELECTRICIAN	2,130.07
V24000	6/24/2020 FLOOD MAINTENANCE WORKER I	1,183.96
V24001	6/24/2020 DIRECTOR OF WATER RESOURCES	2,673.41
V24002	6/24/2020 SUPERVISOR, FLOOD OPERATIONS & MAINTENANCE	1,925.83
V24003	6/24/2020 FLOOD MAINTENANCE WORKER II	1,529.30
V24004	6/24/2020 ELECTRO-MECH. TESTING TECH.	2,739.21
V24005	6/24/2020 ELECTRO-MECH. TESTING TECH.	2,880.61
V24006	6/24/2020 BUYER	1,941.95
V24007	6/24/2020 FLOOD MAINENANCE WORKER I	1,114.92
V24008	6/24/2020 MANAGER OF ENVIROMENTAL PROGRAMS	2,071.02
V24009	6/24/2020 SENIOR MECHANIC	2,251.06
V24010	6/24/2020 ASSOCIATE RESOURCE ANALYST	1,915.46
V24011	6/24/2020 SENIOR OPERATOR	3,160.58
V24012	6/24/2020 FLOOD MAINTENANCE WORKER I	895.80
V24013	6/24/2020 SENIOR OPERATOR	2,667.30
V24014	6/24/2020 MAINTENANCE JOURNYWORKER	1,784.32
V24015	6/24/2020 EXECUTIVE ASSISTANT	1,997.76
V24016	6/24/2020 DEPUTY GENERAL MANAGER,COO	4,455.03
V24017	6/24/2020 SENIOR OPERATOR	2,421.60
V24018	6/24/2020 SR. ACCOUNTING ASSISTANT	1,385.50
V24019	6/24/2020 FLOOD MAINENANCE WORKER I	1,155.31
V24020	6/24/2020 GENERAL MANAGER	4,025.53
V24021	6/24/2020 PUBLIC AFFAIRS ASSOCIATE	1,728.60
V24022	6/24/2020 SR. ADMINISTRATIVE ASSISTANT	1,351.40
V24023	6/24/2020 CUSTOMER SERVICE REPRESENTATIVE	1,227.13
V24024	6/24/2020 SR. ADMINISTRATIVE ASSISTANT	1,157.24
V24025	6/24/2020 RESOURCE ANALYST I	2,076.18
V24026	6/24/2020 STUDENT INTERN	436.47
V24027	6/24/2020 ASSOCIATE RESOURCE ANALYST	2,415.01
V24028	6/24/2020 DEPUTY GENERAL MANAGER,CFO	3,487.23
V24029	6/24/2020 MANAGER, COMMUNITY/PUBLIC RELATIONS	2,948.73
V24030	6/24/2020 RESOURCE ANALYST I	1,695.58
V24031	6/24/2020 RESOURCE ANALYST I	1,568.22
V24032	6/24/2020 MANAGER, HUMAN RESOURCES	1,991.87
V24034	6/24/2020 SENIOR OPERATOR	2,685.91
Report Total		<u>97,149.03</u>

KINGS RIVER CONSERVATION DISTRICT  
Check/Voucher Register - PAYROLL CHECK REGISTER  
From 6/30/2020 Through 6/30/2020

<u>Check Number</u>	<u>Check Date</u>	<u>Payee</u>	<u>Check Amount</u>
44164	6/30/2020	SENIOR FLOOD MAINTENANCE WORKER	<u>461.92</u>
Report Total			<u><u>461.92</u></u>

**KRCD**

**Check Register**

102639	6/29/2020	EATON & EATON	VOID LOST CHECK	\$	(1,344.34)
103186	6/5/2020	ADMINISTRATIVE SOLUTIONS	C/P ADMIN FEES MAY 2020	\$	132.00
103187	6/5/2020	DIAMOND MOWERS, LLC	MISC. MATERIAL	\$	1,229.75
103188	6/5/2020	FRESNO EQUIPMENT COMPANY	MISC. MATERIAL	\$	310.41
103189	6/5/2020	GOODFELLAS AUTO, AG &	MISC. MATERIAL	\$	410.75
103190	6/5/2020	INIGUEZ TIRE & WHEEL	SERVICE CALL/TIRE REPAIR	\$	15.00
103191	6/5/2020	PC SOLUTIONS	MONTHLY IT SERVICES	\$	7,181.47
103192	6/5/2020	PACIFIC GAS & ELECTRIC DTL	RIVERDALE YARD	\$	162.75
103193	6/5/2020	PACIFIC GAS & ELECTRIC HTK	POWERHOUSE	\$	137.15
103194	6/5/2020	PACIFIC GAS & ELECTRIC YTJ	O & M OFFICE & POWER PLANT	\$	5,863.40
103195	6/5/2020	PROFESSIONAL EXCHANGE	ANSWERING SERVICE	\$	55.00
103196	6/5/2020	PROVOST & PRITCHARD	PROFESSIONAL SERVICES	\$	6,853.15
103197	6/5/2020	PRUDENTIAL OVERALL SUPPLY	SHOP TOWELS/COVERALLS	\$	141.58
103198	6/5/2020	RENT-A-TOILET	SINGLE TRAILER TOILET RENTAL	\$	200.00
103199	6/5/2020	RIVERDALE AUTO PARTS	MISC. MATERIAL	\$	254.06
103200	6/5/2020	RIVERDALE FARM AND HOME CENTER	MISC. MATERIAL	\$	55.37
103201	6/5/2020	SAFETY-KLEEN SYSTEMS, INC.	OIL WASTE PICK UP	\$	441.30
103202	6/5/2020	SAWTELLE & ROSPRIM	FINANCE CHARGE	\$	9.48
103203	6/5/2020	THE GAS COMPANY	GAS CHARGES	\$	23.71
103204	6/5/2020	TARGET SPECIALTY PRODUCTS INC	ROUNDUP/FOAM FIGHTER	\$	165.09
103205	6/5/2020	VERIZON WIRELESS	CELL PHONES	\$	906.56
103206	6/5/2020	WOOD BROS., INC.	EXCAVATOR/SHREDDER	\$	20,731.00
103207	6/10/2020	STATIONARY ENGINEERS, LOCAL 39	UNION DUES	\$	490.11
103208	6/10/2020	UNITED WAY OF FRESNO COUNTY	CONTRIBUTIONS	\$	10.00
103209	6/12/2020	ACWA JOINT POWERS	HEALTH, DENTAL, VISION & EAP	\$	87,625.96
103210	6/12/2020	DST CONTROLS	NETWORK SURVEY/FIREWALL INSTALL PROJ	\$	1,927.50
103211	6/12/2020	THE GUALCO GROUP, INC	PROFESSIONAL SERVICES	\$	5,186.65
103212	6/12/2020	THE HOME DEPOT PRO	MISC. MATERIAL	\$	21.60
103213	6/12/2020	INIGUEZ TIRE & WHEEL	SERVICE CALL/TIRE REPAIR	\$	354.76
103214	6/12/2020	INTEGRITY NETWORKS, LLC	WIRELESS INTERNET	\$	347.97
103215	6/12/2020	KLEIN, DENATALE, GOLDNER,	PROFESSIONAL SERVICES	\$	480.00
103216	6/12/2020	MORGAN & SLATES INC	MISC. MATERIAL	\$	238.50
103217	6/12/2020	OFFICE DEPOT	OFFICE SUPPLIES	\$	511.88
103218	6/12/2020	PACIFIC GAS & ELECTRIC KTL	WEIR GATES	\$	28.82
103219	6/12/2020	PACIFIC GAS & ELECTRIC RTL5-1	ZALDA SUMP #1	\$	45.78
103220	6/12/2020	PACIFIC GAS & ELECTRIC RTL2-2	ZALDA SUMP #2	\$	27.31
103221	6/12/2020	PACIFIC GAS & ELECTRIC WTL9-3	ZALDA SUMP #3	\$	29.70
103222	6/12/2020	PACIFIC GAS & ELECTRIC WTL0-4	ZALDA SUMP #4	\$	23.95
103223	6/12/2020	PACIFIC GAS & ELECTRIC WTL6-5	ZALA SUMP #5	\$	90.90
103224	6/12/2020	PACIFIC GAS & ELECTRIC WTL0-6	ZALDA SUMP #6	\$	56.04
103225	6/12/2020	PACIFIC GAS & ELECTRIC WTL9-7	ZALDA SUMP #7	\$	56.89
103226	6/12/2020	PACIFIC GAS & ELECTRIC WTL8-8	SUMP #8	\$	24.47
103227	6/12/2020	PACIFIC GAS & ELECTRIC WTL9-9	SUMP #9	\$	55.97
103228	6/12/2020	RIVERDALE AUTO PARTS	MISC. MATERIAL	\$	992.85
103229	6/12/2020	RIVERDALE FARM AND HOME CENTER	MISC. MATERIAL	\$	199.45
103230	6/12/2020	RIVERDALE PUBLIC UTILITY	RIVERDALE SHOP	\$	111.54
103231	6/12/2020	SEQUOIA PUMPING	SEWAGE DISPOSAL	\$	1,100.00
103232	6/12/2020	SPARKLETTS	BOTTLED WATER	\$	142.68
103233	6/12/2020	TELCO ENTERPRISES	IP TRUNKING COST	\$	223.40
103234	6/12/2020	UNITED RENTALS, INC.	WATER TRUCK RENTAL	\$	2,982.71
103235	6/12/2020	UNITED PARCEL SERVICE	SHIPPING CHARGES	\$	126.38
103236	6/12/2020	WILD ELECTRIC	REPAIRS TO ZALDA PUMP/LABOR	\$	12,490.00

103237	6/12/2020	ZERO NOX	UTILITY CART/CHARGER/WARRANTY	\$	23,209.23
103238	6/19/2020	ALLARDS INC	FRAMING SUPPLIES	\$	115.39
103239	6/19/2020	DEPARTMENT OF AGRICULTURE/	RESEARCH ASSESSMENT/RODENT BAIT	\$	716.43
103240	6/19/2020	DLT SOLUTIONS, LLC	AUTOCAD SUBSCRIPTION	\$	613.80
103241	6/19/2020	DEPARTMENT OF PUBLIC HEALTH	HAZARDOUS WASTE FEE	\$	605.00
103242	6/19/2020	THE FERGUSON GROUP LLC	PROFESSIONAL SERVICES	\$	1,750.00
103243	6/19/2020	FRESNO OXYGEN	TANK RENTAL	\$	85.85
103244	6/19/2020	FRONTIER COMMUNICATIONS	T1 LINE	\$	645.69
103245	6/19/2020	LEASE CORPORATION OF AMERICA	COPIER LEASE	\$	523.50
103246	6/19/2020	LOCHER ENVIRONMENTAL	MEASUREMENT/CTRL DATALOGGER	\$	2,039.12
103247	6/19/2020	McMILLEN, LLC	PROFESSIONAL SERVICES	\$	2,850.00
103248	6/19/2020	MIRAMONTE SANITATION	GARBAGE DISPOSAL	\$	202.21
103249	6/19/2020	McCOY POWER CONSULTANTS, INC.	NERC-WECC CMRP	\$	4,000.00
103250	6/19/2020	OFFICE OVERLOAD	NO TRESPASSING SIGN	\$	1,844.50
103251	6/19/2020	PACIFIC STORAGE COMPANY	MONTHLY STORAGE	\$	147.25
103252	6/19/2020	PC SOLUTIONS	KVM INTERFACE MODULE	\$	135.93
103253	6/19/2020	PRUDENTIAL OVERALL SUPPLY	WORK UNIFORMS	\$	172.33
103254	6/19/2020	RAY MORGAN COMPANY	MAINTENANCE AGREEMENT	\$	108.58
103255	6/19/2020	REYNA'S TRANSLATION &	TRANSLATION SERVICES	\$	240.00
103256	6/19/2020	SAWTELLE & ROSPRIM	MISC. MATERIAL	\$	5,391.41
103257	6/19/2020	SCOTT FLAKE CONSULTING, INC.	CONSULTING SERVICES	\$	2,035.00
103258	6/19/2020	SGS NORTH AMERICA, INC.	RULER TEST	\$	763.68
103259	6/19/2020	SPARKLETTS	BOTTLED WATER	\$	39.29
103260	6/19/2020	STANTEC CONSULTING SERVICES	PF UNIT 4 CONCEPT FEASIBILITY	\$	787.32
103261	6/19/2020	SUPERIOR AG CONSTRUCTION INC.	EROSION REPAIR/DOZER WORK	\$	15,652.50
103262	6/19/2020	SUTTON HAGUE LAW CORP	PROFESSIONAL SERVICES	\$	5,292.00
103263	6/19/2020	U.S BANK CORPORATE	MEETING EXPENSES	\$	4,718.90
103264	6/19/2020	VALERO FLEET	VEHICLE FUEL	\$	194.67
103265	6/19/2020	VAN NESS FELDMAN LLP	PROFESSIONAL SERVICES	\$	660.00
103266	6/24/2020	LAURA SATTERLEE	PHONE/INTERNET REIMB.	\$	65.00
103267	6/24/2020	STATIONARY ENGINEERS, LOCAL 39	UNION DUES	\$	490.15
103268	6/24/2020	UNITED WAY OF FRESNO COUNTY	CONTRIBUTIONS	\$	10.00
103269	6/26/2020	ASSOCIATED COMPRESSOR &	MISC. MATERIAL	\$	498.03
103270	6/26/2020	AFLAC	06/10/20-06/24/20	\$	2,961.96
103271	6/26/2020	AT & T	INTERNET SERVICE	\$	118.50
103272	6/26/2020	AT&T	PHONE SERVICE	\$	1,126.44
103273	6/26/2020	AT&T	LONG DISTANCE CALLS	\$	397.19
103274	6/26/2020	AT&T	T1 LINE	\$	82.35
103275	6/26/2020	CALIFORNIA SURVEYING	ANNUAL SOFTWARE/MAINT	\$	869.25
103276	6/26/2020	COFFEE BREAK SERVICE INC	COFFEE	\$	85.50
103277	6/26/2020	DST CONTROLS	NETWORK SURVEY/FIREWALL INSTALL	\$	3,105.00
103278	6/26/2020	FRESNO EQUIPMENT COMPANY	MISC. MATERIAL	\$	486.38
103279	6/26/2020	GREAT AMERICA FINANCIAL SVCS	MAIL MACHINE LEASE	\$	134.96
103280	6/26/2020	GRAINGER	MISC. MATERIAL	\$	403.27
103281	6/26/2020	HDR ENGINEERING, INC.	RELICENSING SUPPORT	\$	7,261.47
103282	6/26/2020	INSTAMATION SYSTEMS, INC.	DANGER TAGS	\$	699.65
103283	6/26/2020	LINCOLN FINANCIAL GROUP	FQE 09/30/20 CONTRIBUTIONS	\$	174.00
103284	6/26/2020	MCMASTER-CARR	MISC. MATERIAL	\$	76.97
103285	6/26/2020	ORKIN, 741 - FRESNO, CA	PEST CONTROL	\$	226.00
103286	6/26/2020	PC SOLUTIONS	CYBER POWER UPS AC 120 V	\$	819.53
103287	6/26/2020	PRUDENTIAL OVERALL SUPPLY	WORK UNIFORMS	\$	73.46
103288	6/26/2020	SUPERIOR AG CONSTRUCTION INC.	DOZER WORK	\$	26,995.00

103289	6/26/2020	TARGET SPECIALTY PRODUCTS INC	HERBICIDE	\$	9,780.91
103290	6/26/2020	UNITED PARCEL SERVICE	SHIPPING CHARGES	\$	43.35
103291	6/29/2020	EATON CORPORATION	BATTERIES FOR STATIC INVERTER	\$	1,344.34
ACH061020	6/10/2020	VOYA RETIREMENT INSURANCE &	EE CONTRIBUTIONS	\$	3,597.26
ACHA06102	6/10/2020	ADMINISTRATIVE SOLUTIONS	EE CONTRIBUTIONS	\$	1,426.27
ACHH06102	6/10/2020	HEALTH EQUITY EMPLOYER SERVICE	ADMIN FEES APR/JUN	\$	402.70
ACHI06102	6/10/2020	ICMA RETIREMENT TRUST - 457	457 CONTRIBUTIONS	\$	18,148.59
ACH062420	6/24/2020	VOYA RETIREMENT INSURANCE &	EE CONTRIBUTIONS	\$	3,597.26
ACHA06242	6/24/2020	ADMINISTRATIVE SOLUTIONS	EE CONTRIBUTIONS	\$	1,426.27
ACHH06242	6/24/2020	HEALTH EQUITY EMPLOYER SERVICE	HSA CONTRIB/DEDUCTIONS	\$	395.00
ACHI06242	6/24/2020	ICMA RETIREMENT TRUST - 457	457 CONTRIBUTIONS	\$	18,166.19
WT-407	6/19/2020	CHEVRON AND TEXACO	VEHICLE FUEL	\$	967.46
WT-408	6/19/2020	SHELL OIL COMPANY	VEHICLE FUEL	\$	4,472.60
<b>TOTAL</b>				<b>\$</b>	<b>346,406.25</b>

REQUISITION TO BANK OF NEW YORK FOR  
PINE FLAT POWER PLANT  
OPERATIONS AND MAINTENANCE FUND

<u>REQUISITION NO.</u>	<u>O &amp; M MONTH</u>		
470	6/4/2020	KINGS RIVER CONSERVATION DISTRICT	401,758.15

**This Page Intentionally Blank**

Annual Report of Reimbursements

For the Period 7/1/19 - 6/30/20

	Date	Purpose	Amount	Description
<b>Adams, D.</b>	8/13/2019	WCHUG Conf. - Auburn, CA	\$ 225.04	Lodging (2@112.52)
<b>Total</b>			<b>\$ 225.04</b>	

	Date	Purpose	Amount	Description
<b>Alcala, C.</b>	10/30/2019	Payroll Webinar - Online	\$ 489.00	Registration
	11/5/2019	Payroll Webinar - Online	\$ 100.00	Registration
<b>Total</b>			<b>\$ 589.00</b>	

	Date	Purpose	Amount	Description
<b>Athorp, E.</b>	3/30/2020	Technical Writing Course - Online	\$ 425.00	Registration
<b>Total</b>			<b>\$ 425.00</b>	

	Date	Purpose	Amount	Description
<b>Bowen, P.</b>	9/5/2019	FMA Conference - San Diego, CA	\$ 635.00	Registration
	9/5/2019	FMA Conference - San Diego, CA	\$ 523.31	Lodging (2@261.66)
	10/1/2019	PAPA Prep Test - Bakersfield, CA	\$ 225.00	Registration
	11/21/2019	PAPA Seminart - Visalia, CA	\$ 100.00	Registration
<b>Total</b>			<b>\$ 1,483.31</b>	

	Date	Purpose	Amount	Description
<b>Cehrs, D.</b>	7/26/2019	ACWA Board Mtg. - Sacramento, CA	\$ 263.80	Lodging (1@263.80)
	9/26/2019	ACWA Board Mtg. - Irvine, CA	\$ 305.08	Mileage
	9/26/2019	ACWA Board Mtg - Irvine, CA	\$ 174.23	Lodging (1@174.23)
	12/3/2019	ACWA Fall Conf. - San Diego, CA	\$ 725.00	Registration
	12/3/2019	ACWA Fall Conf. - San Diego, CA	\$ 488.00	Airfare
	12/3/2019	ACWA Fall Con. - San Diego, CA	\$ 707.34	Lodging (3@235.78)
	1/31/2020	ACWA Board Mtg. - Sacramento, CA	\$ 219.61	Lodging (1@219.61)
	5/5/2020	ACWA Spring Conf. - Monterey, CA	\$ 725.00	Registration
<b>Total</b>			<b>\$ 3,608.06</b>	

	Date	Purpose	Amount	Description
<b>Dunn, D.</b>	12/3/2019	ACWA Fall Conf. - San Diego, CA	\$ 227.99	Airfare
	12/3/2019	ACWA Fall Conf. - San Diego, CA	\$ 725.00	Registration
	12/3/2019	ACWA Fall Conf. - San Diego, CA	\$ 707.34	Lodging (3@235.78)
<b>Total</b>			<b>\$ 1,660.33</b>	

Annual Report of Reimbursements

For the Period 7/1/19 - 6/30/20

	Date	Purpose	Amount	Description
<b>Gallock, C.</b>	7/1/2019	Meeting, Sacramento, CA	\$ 200.68	Mileage
	7/1/2019	Meeting, Sacramento, CA	\$ 264.50	Lodging (2@132.25)
	9/16/2019	CV-Salts Meeting - Sacramento, CA	\$ 115.00	Lodging (1@115.00)
	10/15/2019	Groundwater Seminar - Sacramento, CA	\$ 272.12	Lodging (1@272.12)
	5/2/2020	ACWA Spring Conf. - Monterey, CA	\$ 725.00	Registration
<b>Total</b>			<b>\$ 1,577.30</b>	

	Date	Purpose	Amount	Description
<b>Kapheim, C.</b>	12/2/2019	ACWA Fall Con. - San Diego, CA	\$ 293.00	Airfare
	12/2/2019	ACWA Fall Con. - San Diego, CA	\$ 417.56	Lodging (2@208.78)
	5/5/2020	ACWA Spring Conf. - Monterey, CA	\$ 725.00	Registration
<b>Total</b>			<b>\$ 1,435.56</b>	

	Date	Purpose	Amount	Description
<b>Lockie, J.</b>	8/13/2019	WCHUG Conf. - Auburn, CA	\$ 255.36	Mileage
	8/13/2019	WCHUG Conf. - Auburn, CA	\$ 225.04	Lodging (2@112.52)
<b>Total</b>			<b>\$ 480.40</b>	

	Date	Purpose	Amount	Description
<b>Grilione, J.</b>	7/22/2019	OSHA Training - Fresno, CA	\$ 750.00	Registration
	7/26/2019	OSHA Training - Fresno, CA	\$ 250.00	Registration
<b>Total</b>			<b>\$ 1,000.00</b>	

	Date	Purpose	Amount	Description
<b>Lee, S.</b>	12/18/2019	Grant Writing Class - Fresno, CA	\$ 455.00	Registration
	2/24/2020	Grant Writing Class - Fresno, CA	\$ 495.00	Registration
<b>Total</b>			<b>\$ 950.00</b>	

	Date	Purpose	Amount	Description
<b>Lopez, J.</b>	8/13/2019	WCHUG Conf. - Auburn, CA	\$ 267.96	Mileage
	8/13/2019	WCHUG Conf. - Auburn, CA	\$ 225.04	Lodging (2@112.52)
<b>Total</b>			<b>\$ 493.00</b>	

Annual Report of Reimbursements

For the Period 7/1/19 - 6/30/20

	Date	Purpose	Amount	Description
<b>McKean, M.</b>	12/3/2019	ACWA Fall Con. - San Diego, CA	\$ 725.00	Registration
	12/3/2019	ACWA Fall Con. - San Diego, CA	\$ 242.30	Airfare
	12/3/2019	ACWA Fall Con. - San Diego, CA	\$ 471.56	Lodging (235.78)
	<b>Total</b>		<b>\$ 1,438.86</b>	

	Date	Purpose	Amount	Description
<b>McLaughlin, C.</b>	8/9/2019	CSDA Webinar Training - Online	\$ 170.00	Registration
	11/11/2019	Board Secretary/Clerk Conf. - Monterey, CA	\$ 159.82	Lodging (1@159.82)
	11/12/2019	Board Secretary/Clerk Conf. - Monterey, CA	\$ 1,205.00	Registration
	11/12/2019	Board Secretary/Clerk Conf. - Monterey, CA	\$ 336.34	Lodging (2@168.17)
	<b>Total</b>		<b>\$ 1,871.16</b>	

	Date	Purpose	Amount	Description
<b>Merritt, D.</b>	9/2/2019	FMA Conference - San Diego, CA	\$ 377.00	Mileage
	9/2/2019	FMA Conference - San Diego, CA	\$ 906.90	Lodging (181.38)
	12/5/2019	WTUI Board Meeting - Long Beach, CA	\$ 254.04	Mileage
	12/5/2019	WTUI Board Meeting - Long Beach, CA	\$ 235.11	Lodging (1@235.11)
	2/24/2020	WTUI User Conf.- Long Beach, CA	\$ 450.00	Registration
	<b>Total</b>		<b>\$ 2,223.05</b>	

	Date	Purpose	Amount	Description
<b>Peschel, P.</b>	8/6/2019	ACWA Board Meeting - Sacramento, CA	\$ 238.20	Lodging (1@238.20)
	10/28/2019	Flood-Mar Forum - Sacramento, CA	\$ 119.31	Lodging (1@119.31)
	12/3/2019	ACWA Fall Con. - San Diego, CA	\$ 245.39	Lodging Deposit
	12/3/2019	ACWA Fall Con. - San Diego, CA	\$ 725.00	Registration
	12/3/2019	ACWA Fall Con. - San Diego, CA	\$ 206.38	Car Rental
	12/3/2019	ACWA Fall Con. - San Diego, CA	\$ 1,013.12	Lodging (4@253.28)
	3/12/2020	ACWA Symposium - Sacramento, CA	\$ 290.00	Registration
	5/5/2020	ACWA Spring Conf. - Monterey, CA	\$ 725.00	Registration
	<b>Total</b>		<b>\$ 3,562.40</b>	

Annual Report of Reimbursements

For the Period 7/1/19 - 6/30/20

	Date	Purpose	Amount	Description
<b>Quist, R.</b>	9/10/2019	Incentivizing Recharge Symposium - Berkeley, CA	\$ 239.56	Lodging (1@239.56)
	12/3/2019	ACWA Fall Con. - San Diego, CA	\$ 725.00	Registration
	12/3/2019	ACWA Fall Con. - San Diego, CA	\$ 186.60	Airfare
	12/3/2019	ACWA Fall Con. - San Diego, CA	\$ 895.57	Lodging (223.89)
	6/5/2020	Bay Delta Water Tour - Sacramento, CA	\$ 940.00	Registration
<b>Total</b>			<b>\$ 2,986.73</b>	

	Date	Purpose	Amount	Description
<b>Thiede, S.</b>	7/8/2019	ESRI Annual Conf. - San Diego, CA	\$ 784.36	Lodging (4@196.09)
	<b>Total</b>			<b>\$ 784.36</b>

	Date	Purpose	Amount	Description
<b>Yoshimoto, M.</b>	11/6/2019	Wtr Education Foundation Tour - San Jose, CA	\$ 645.00	Registration
	12/2/2019	ACWA Fall Con. - San Diego, CA	\$ 235.13	Lodging (No Show Fee)
	12/3/2019	ACWA Fall Con. - San Diego, CA	\$ 725.00	Registration
	12/3/2019	ACWA Fall Con. - San Diego, CA	\$ 383.96	Mileage
	12/3/2019	ACWA Fall Con. - San Diego, CA	\$ 707.34	Lodging (3@235.78)
	5/5/2020	ACWA Spring Conf. - Monterey, CA	\$ 725.00	Registration
<b>Total</b>			<b>\$ 3,421.43</b>	

	Date	Purpose	Amount	Description
<b>Satterlee, L.</b>	7/29/2019	Grant Writing Class - Fresno, CA	\$ 350.00	Registration
	<b>Total</b>			<b>\$ 350.00</b>

	Date	Purpose	Amount	Description
<b>Tufenkjian, C.</b>	8/9/2019	LinkedIn Subscription - Online	\$ 299.88	Registration
	12/1/2019	ACWA Fall Con. - San Diego, CA	\$ 235.13	Lodging (No Show Fee)
	12/3/2019	ACWA Fall Con. - San Diego, CA	\$ 725.00	Registration
	12/3/2019	ACWA Fall Con. - San Diego, CA	\$ 186.60	Airfare
	5/2/2020	ACWA Spring Conf. - Monterey, CA	\$ 725.00	Registration
	12/2/2020	ACWA Fall Con. - San Diego, CA	\$ 943.12	Lodging (4@235.78)
<b>Total</b>			<b>\$ 3,114.73</b>	